

FALL 2021

FACULTY & STUDENT OER SURVEY REPORT



HBCU Affordable Learning Solutions
Open Educational Resources

Professional Development
SMART Technology Innovation Center

TENNESSEE STATE UNIVERSITY
EXCELLENCE IS OUR HABIT

TABLE OF CONTENTS

SURVEY RESULT HIGHLIGHTS



1. Purpose
2. Faculty Survey Results
3. Student Survey Results
4. Faculty Recommendations
5. Student Recommendations

students cannot **learn**
from books they can't
afford

COST OF TEXTBOOKS

Every year, students spend more than \$14 billion on college textbooks.

- 1 The College Board recommends that first-year students budget \$1200 per year for books and supplies,

- 2 and the Bureau of Labor Statistics reveals that textbook costs have increased at 4 times the rate of inflation in the past decade.

- 3 In response, large portions of the student population are forced to skip buying or renting their books, ultimately risking their grades and lowering the quality of their education.

INTRODUCTION

The Faculty and Student Survey was an instrument used to help students and faculty express their shared experiences through the use of Open Educational Resources in the classroom. The research study was about the cost of textbooks and course materials.




365 DAYS

OPEN EDUCATIONAL RESOURCES (OER)

OER PROVIDES FREE ACCESS TO
EDUCATIONAL TEACHING, LEARNING,
AND TRAINING MATERIALS AND DIGITAL
ONLINE TOOLS

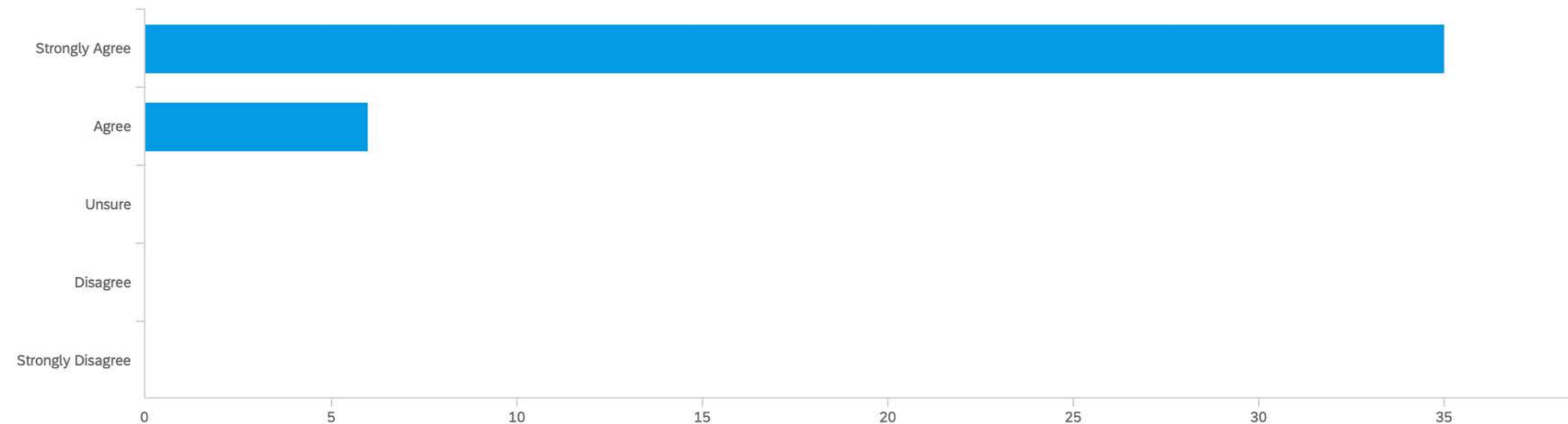
THE FACULTY SURVEY RESULTS

FALL 2021: 42- PILOT FACULTY



Question 1. I want all my students to have full access to all classroom textbooks and materials the first day of class?

FACULTY RESPONSES:

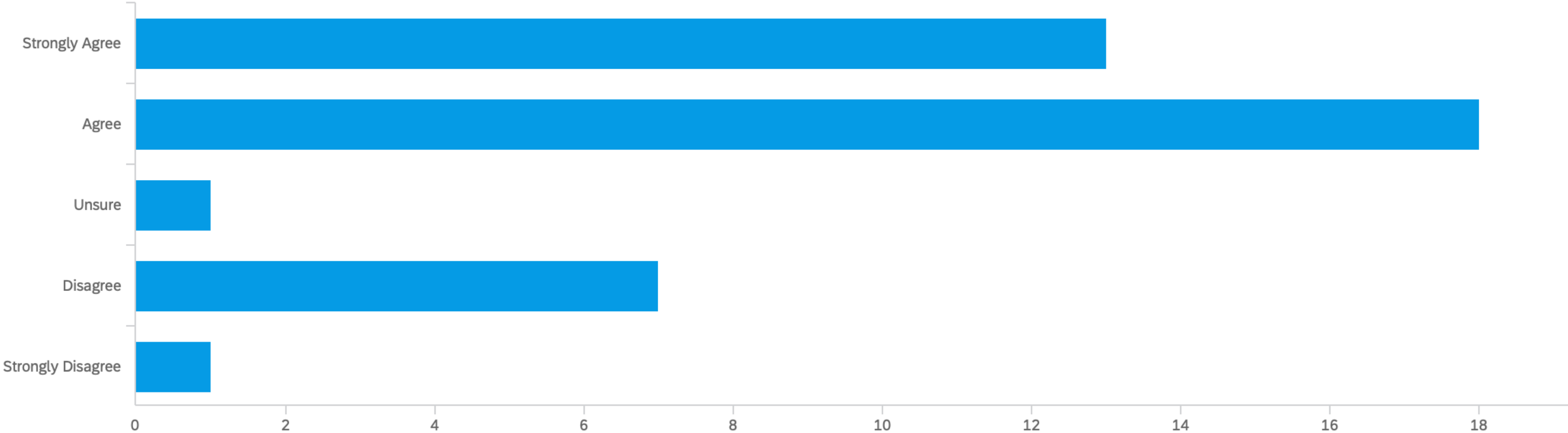


**FACULTY
SURVEY
2021**

STRONGLY AGREE	85.71%
AGREE	14.29%
UNSURE	0%
DISAGREE	0%
STRONGLY DISAGREE	0%

Question 2. I select my classroom textbook based on students' affordability.

FACULTY RESPONSES:

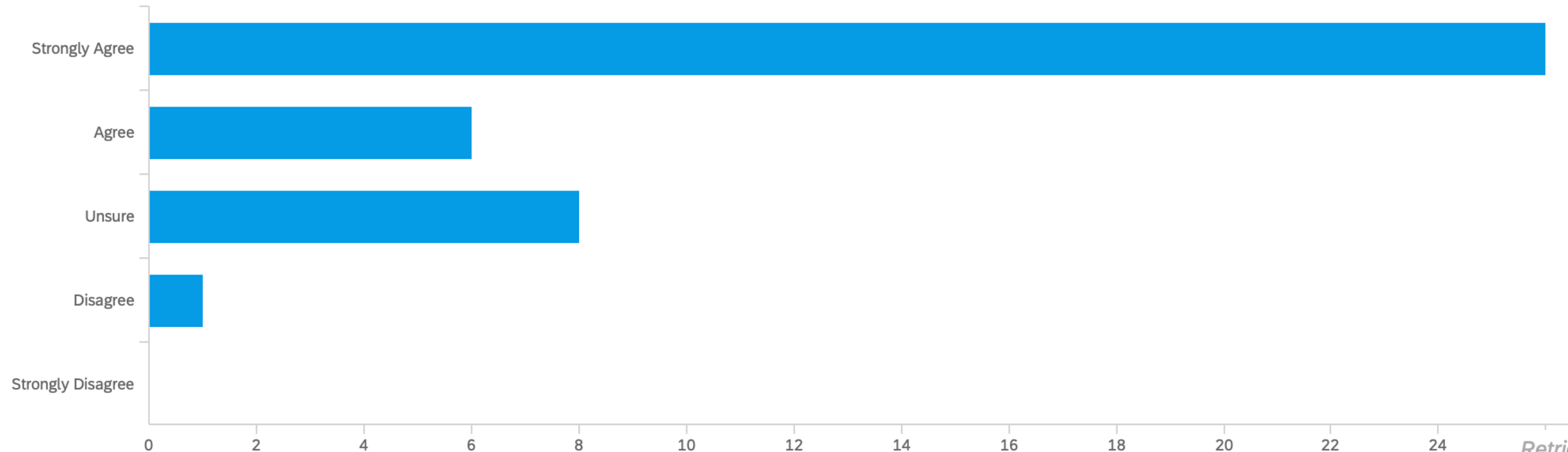


**FACULTY
SURVEY
2021**

STRONGLY AGREE 26.47%
AGREE 52.94%
UNSURE 2.94%
DISAGREE 17.65%
STRONGLY DISAGREE 0%

Question 3. Students prefer free textbooks?

FACULTY RESPONSES:



**FACULTY
SURVEY
2021**

STRONGLY AGREE 60.00%

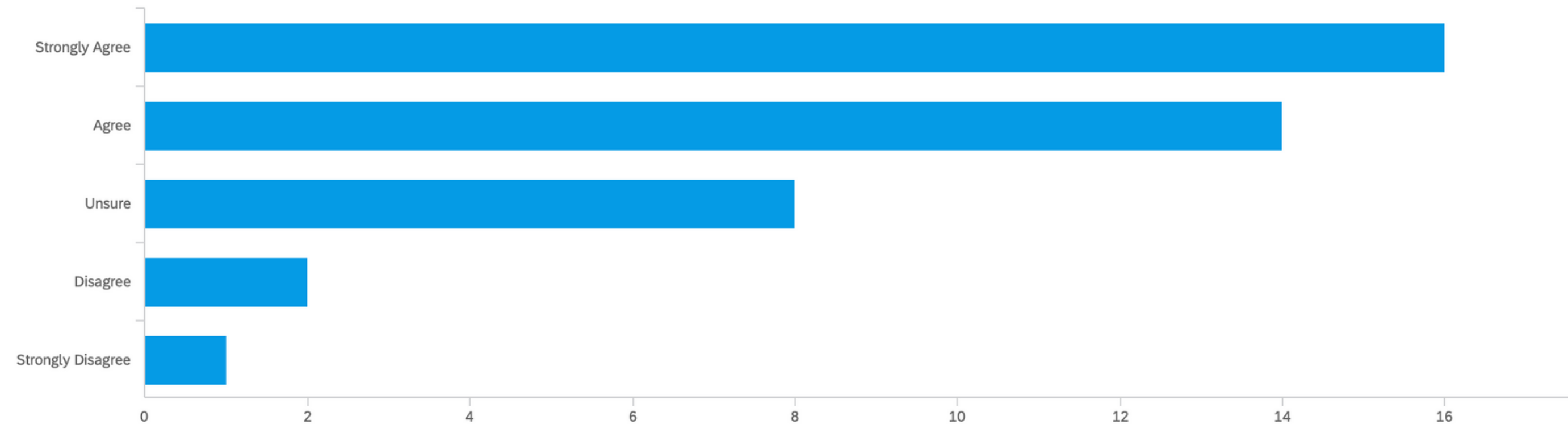
AGREE 17.14%

UNSURE 20.00%

DISAGREE 2.86%

STRONGLY DISAGREE 0%

Question4: Cost is the primary reason students do not have access to textbook?



STRONGLY AGREE 39.02%

AGREE 34.15%

UNSURE 19.51%

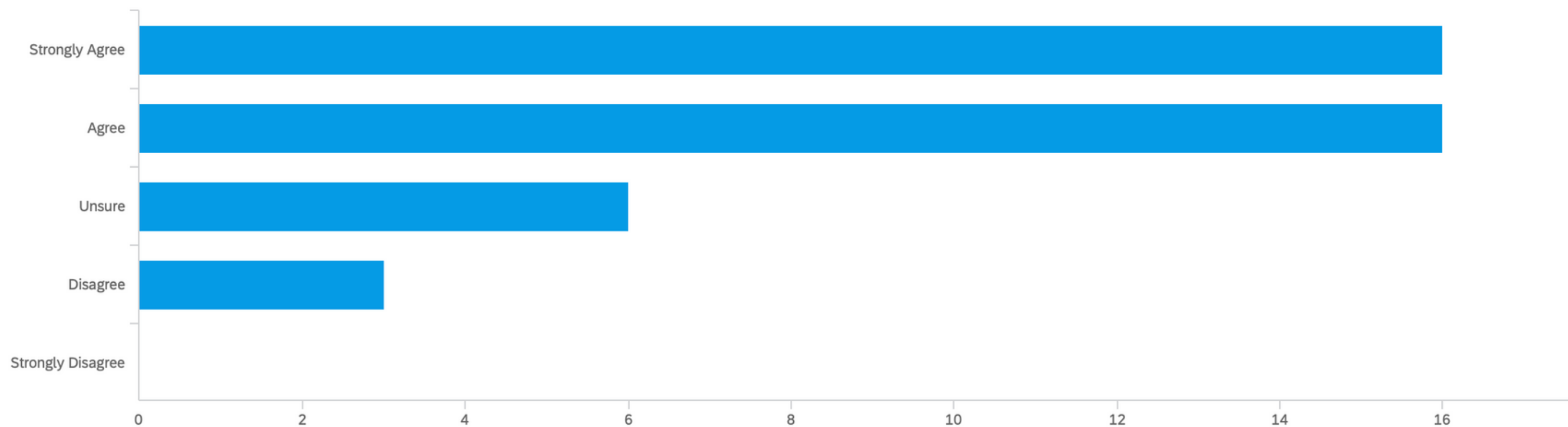
DISAGREE 4.88%

STRONGLY DISAGREE 2.44%

**FACULTY
SURVEY
2021**

Question 5. The Cost for Course Materials is a Serious Problem for my students?

FACULTY RESPONSES:



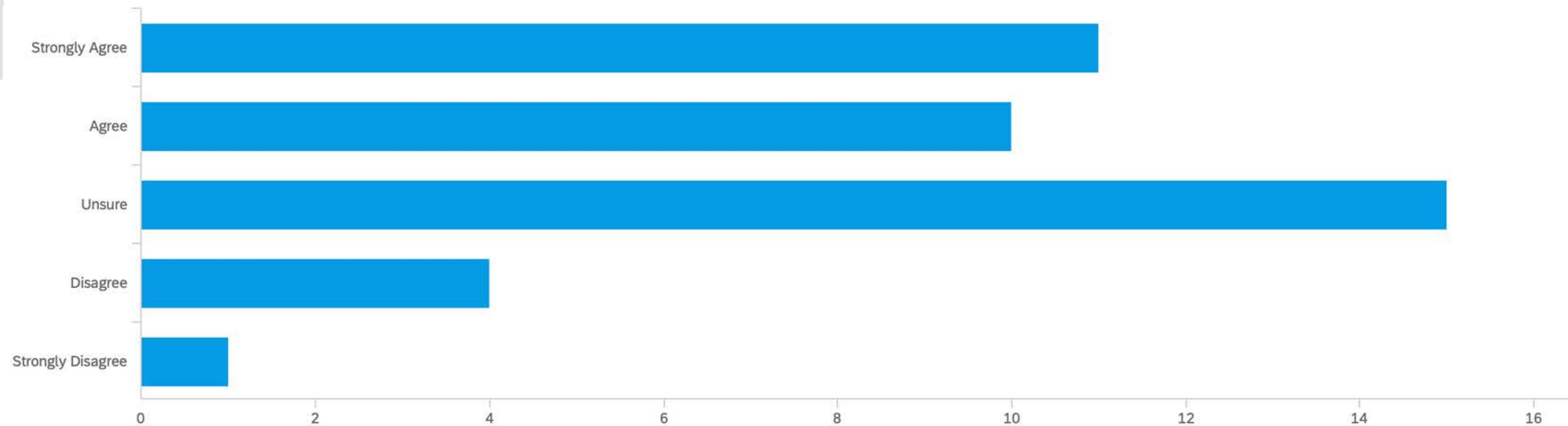
FACULTY
SURVEY
2021

STRONGLY AGREE 39.02%
AGREE 39.02%
UNSURE 14.63%

DISAGREE 7.33%
STRONGLY DISAGREE 0.00%

Question 6. The cost to the student of required course materials is an issue for my department.

FACULTY RESPONSES:

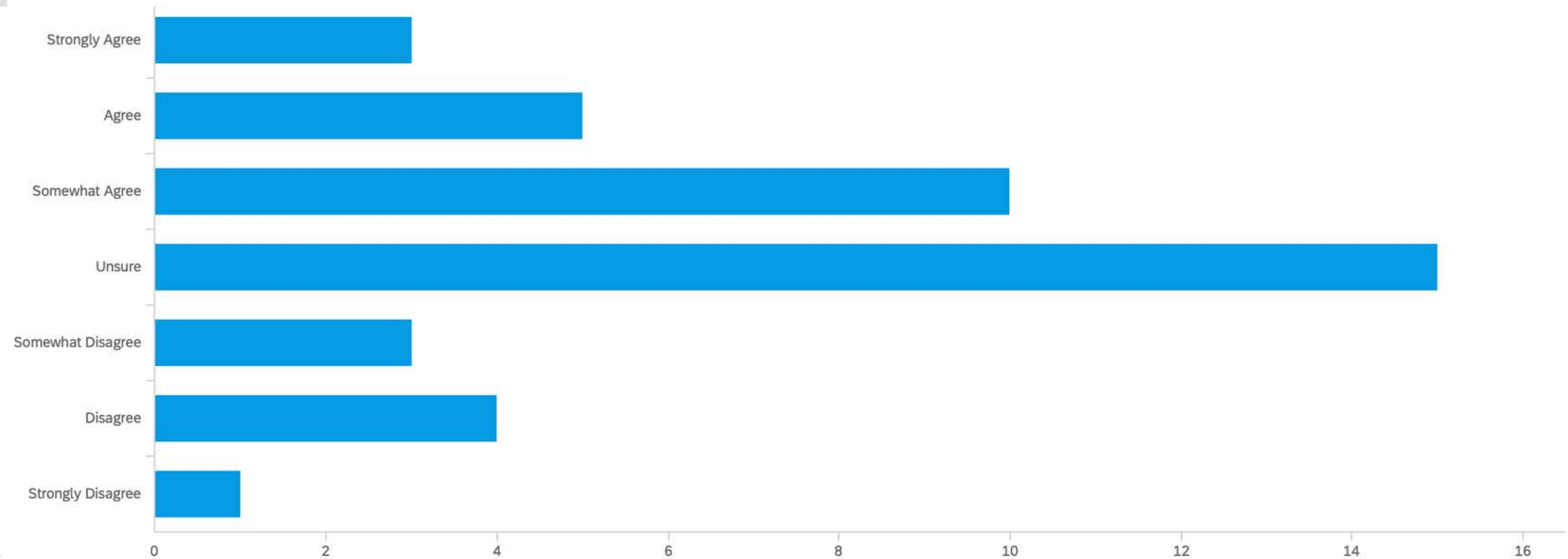


**FACULTY
SURVEY
2021**

STRONGLY AGREE	26.82%		
AGREE	24.39%		
UNSURE	36.59%		
		DISAGREE	9.76%
		STRONGLY DISAGREE	2.44%

Question 7. My Students Prefer Print materials over Digital?

FACULTY RESPONSES:



**FACULTY
SURVEY
2021**

STRONGLY AGREE 7.32%

AGREE 12.20%

SOMEWHAT AGREE 24.39%

UNSURE 36.59%

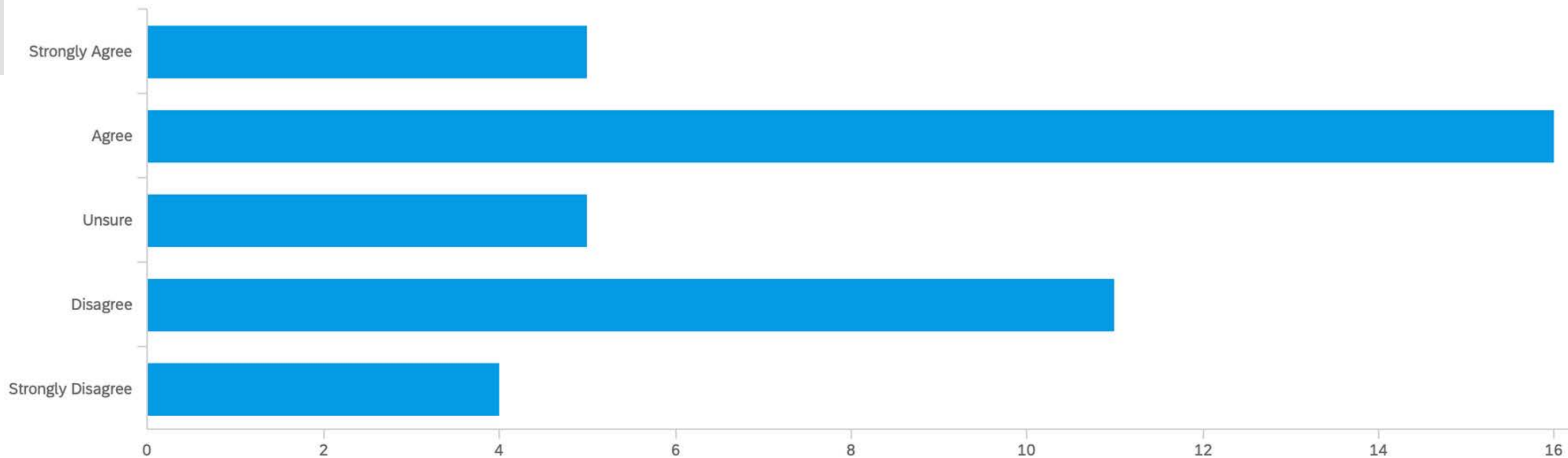
SOMEWHAT DISAGREE 7.30%

DISAGREE 9.76%

STRONGLY DISAGREE 2.44%

Question 8. As an instructor, I prefer Print over Digital Materials for teaching and learning?

FACULTY RESPONSES:



FACULTY
SURVEY

2021

STRONGLY AGREE 12.19%

AGREE 39.02%

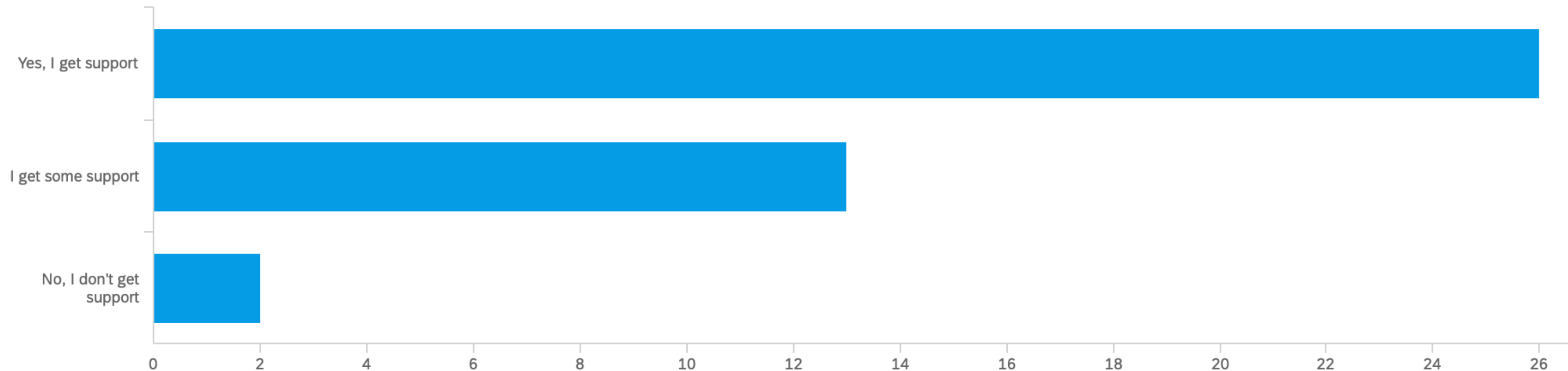
UNSURE 12.20%

DISAGREE 26.83%

STRONGLY DISAGREE 9.76%

Question 9. My Department Chair supports the use of OER?

FACULTY RESPONSES:

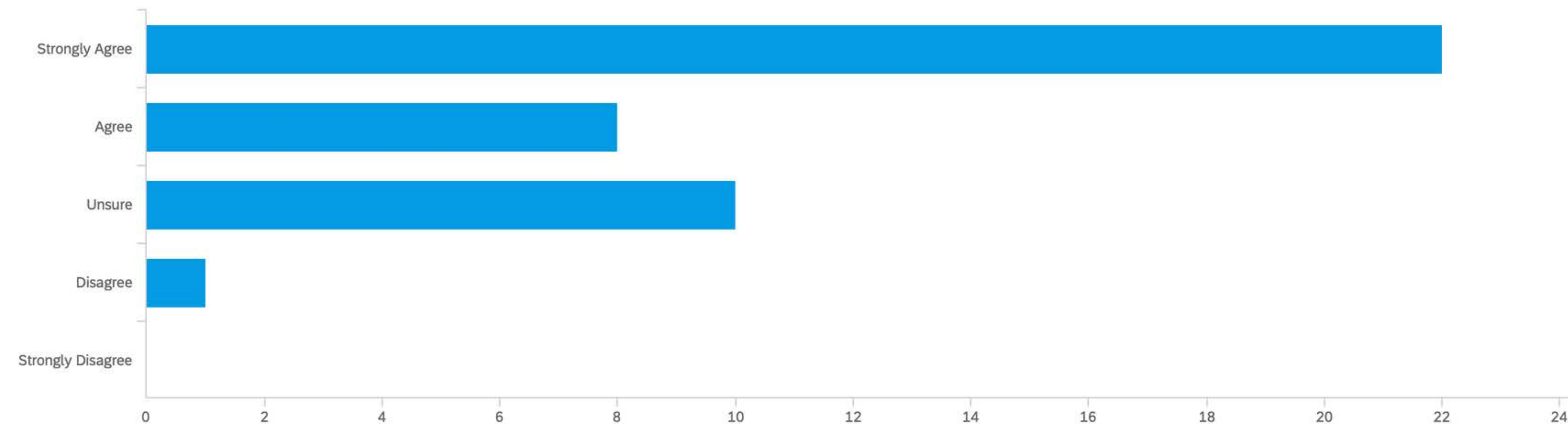


**FACULTY
SURVEY
2021**

YES I GET SUPPORT	63.41%
I GET SOME SUPPORT	31.71%
NO I DONT GET SUPPORT	4.88%

Question 10. My Dean supports the use of OER?

FACULTY RESPONSES:

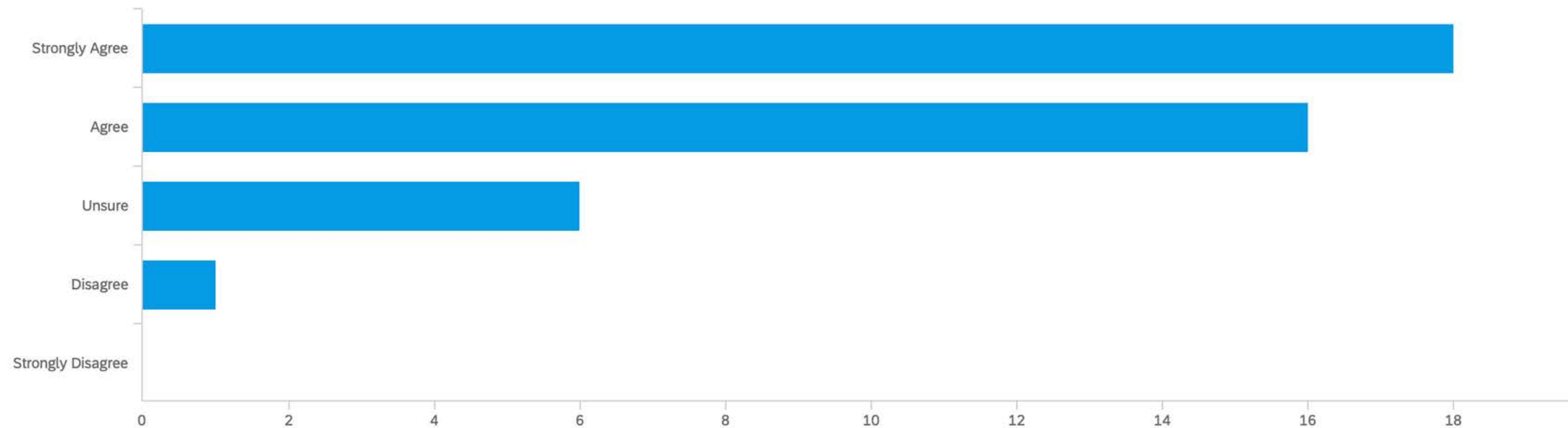


**FACULTY
SURVEY
2021**

STRONGLY AGREE	53.66%	DISAGREE	2.44%
AGREE	19.51%	STRONGLY DISAGREE	0.00%
UNSURE	24.39%		

Question 11. My provost/chief academic officer supports the use of OER?

FACULTY RESPONSES:



**FACULTY
SURVEY
2021**

STRONGLY AGREE 43.90%

AGREE 39.02%

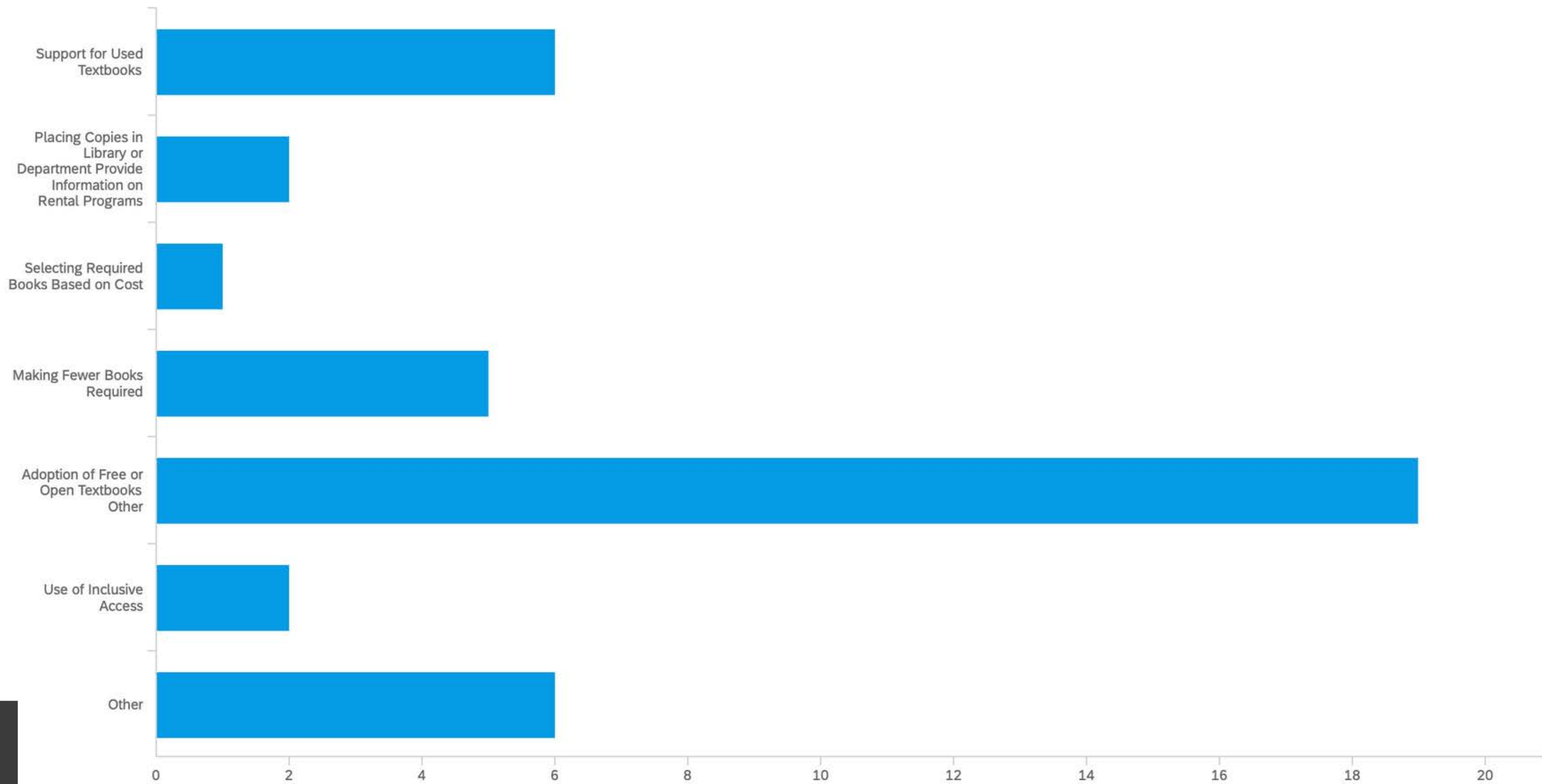
UNSURE 14.64%

DISAGREE 2.44%

STRONGLY DISAGREE 0.00%

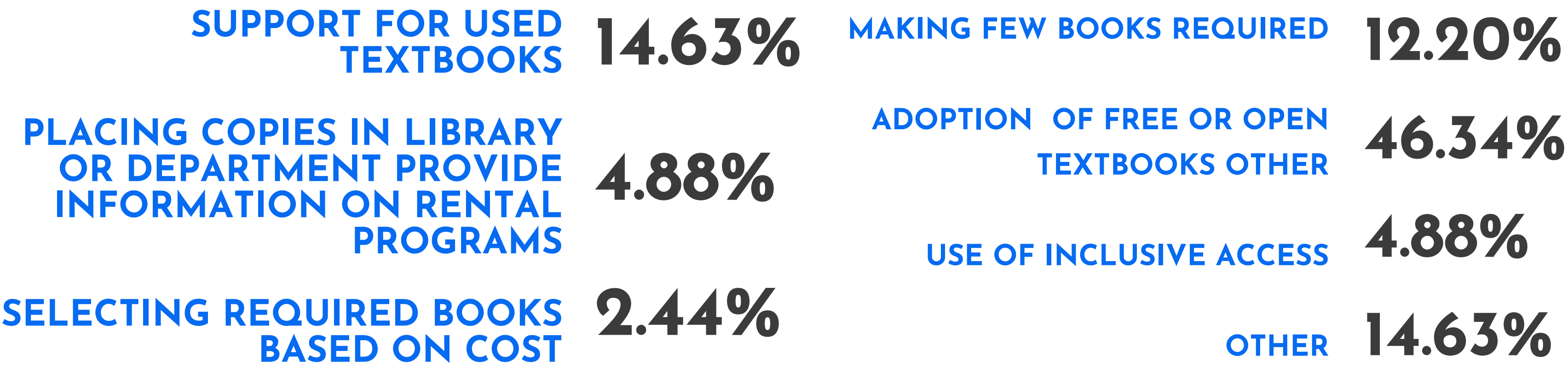
Question 12. What steps have you taken to reduce the cost of textbooks for students?

FACULTY RESPONSES:



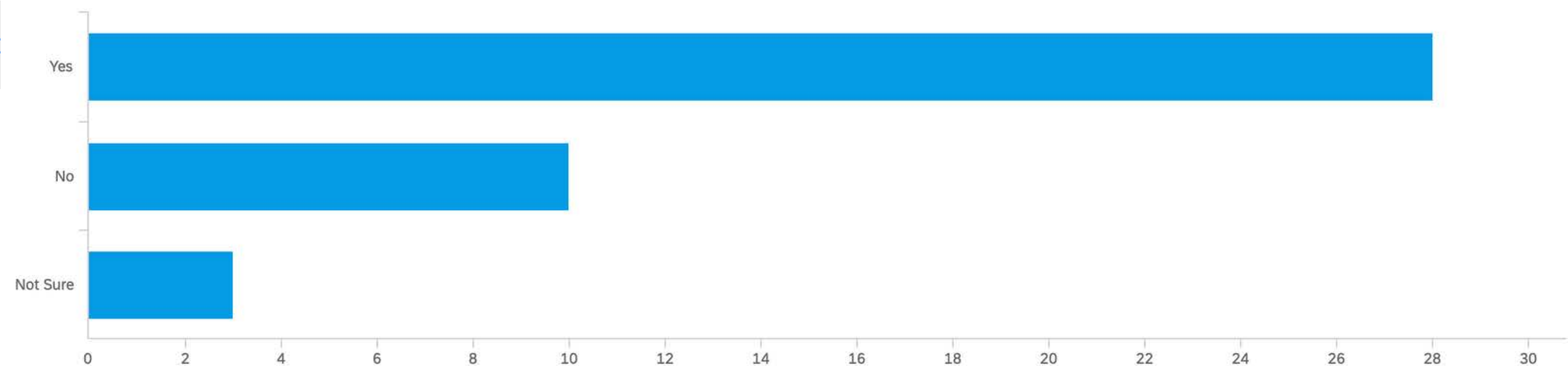
Question 12. What steps have you taken to reduce the cost of textbooks for students?

FACULTY RESPONSES:



Question 13. I have created OER teaching and/or learning resources so my students do not have to pay for materials?

FACULTY RESPONSES:

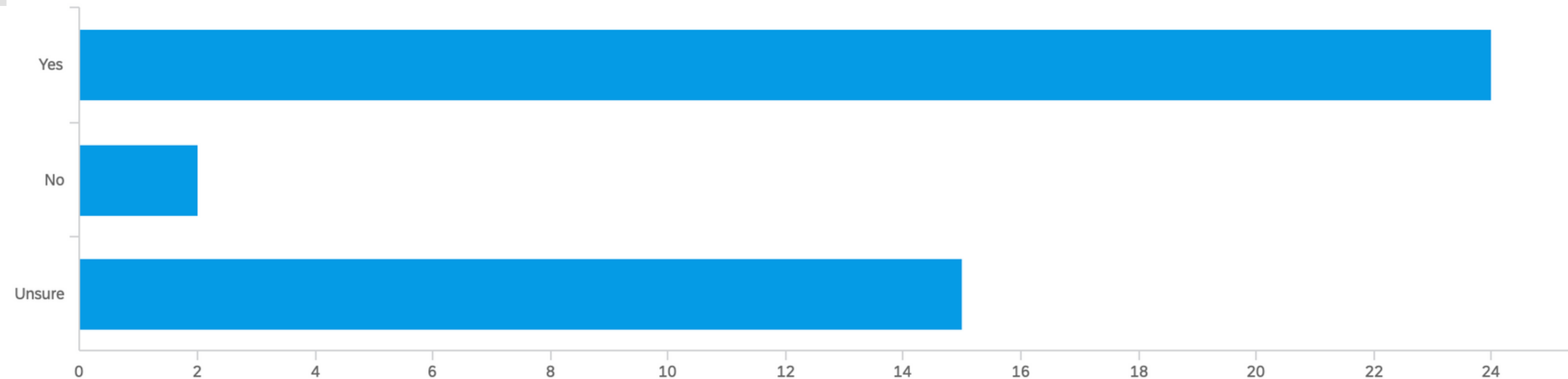


FACULTY
SURVEY
2021

YES 68.29%
NO 24.39%
NOT SURE 7.32%

Question 14. My campus librarian provides OER Resources for supporting faculty and students?

FACULTY RESPONSES:

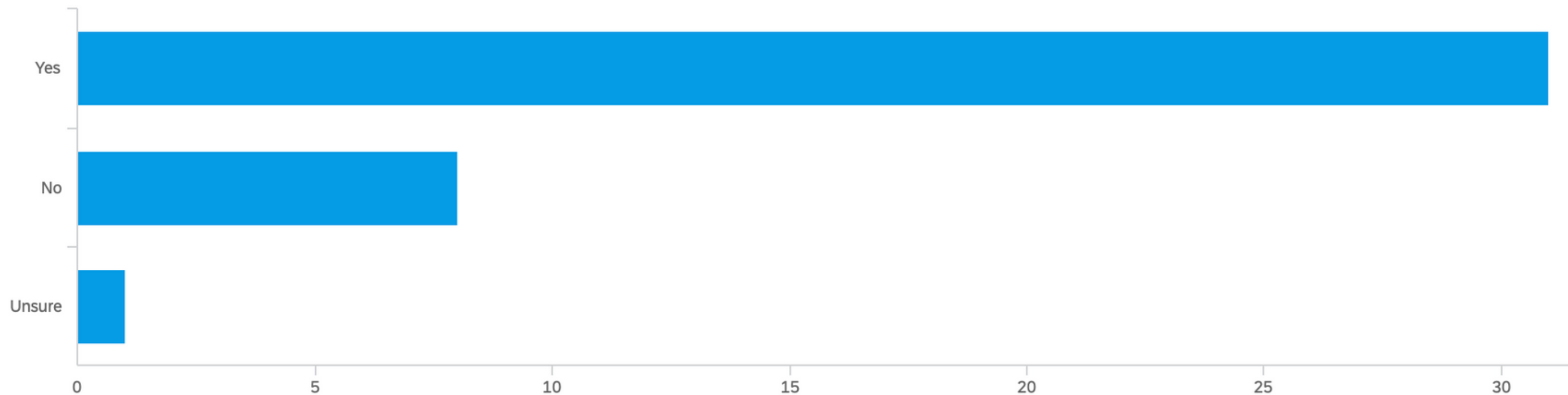


**FACULTY
SURVEY
2021**

YES 58.53%
NO 4.88%
UNSURE 36.59

Question 15. I have attended OER Workshop/Training within the year?

FACULTY RESPONSES:

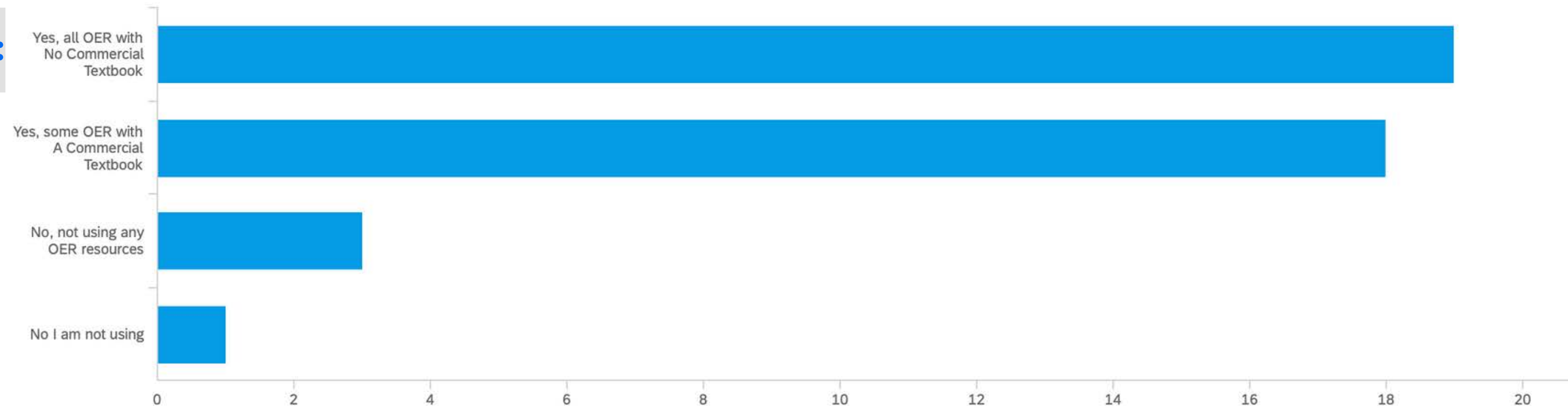


**FACULTY
SURVEY
2021**

YES 77.50%
NO 20.00%
UNSURE 2.50%

Question 16. I am currently using OER Materials for my fall 2021 class(es)?

FACULTY RESPONSES:

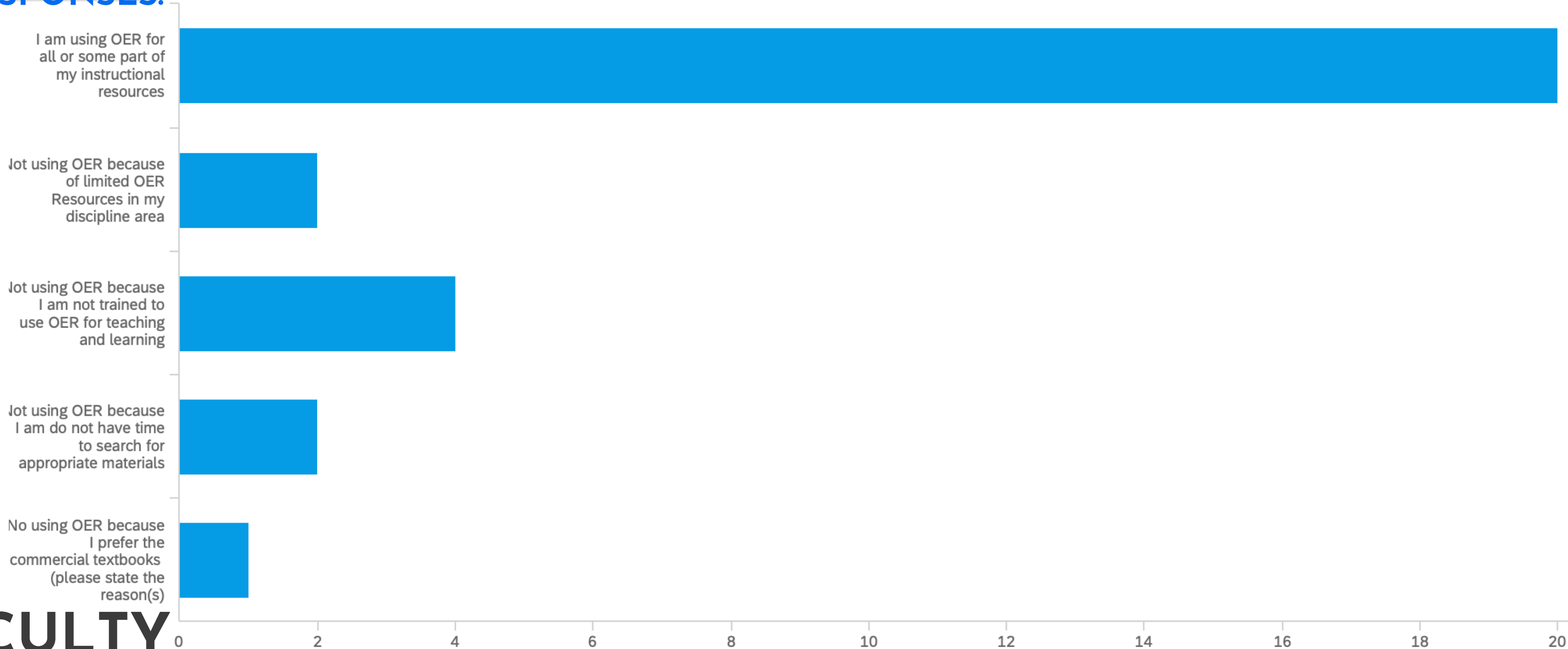


**FACULTY
SURVEY
2021**

YES, ALL OER WITH NO COMMERCIAL TEXTBOOK	46.34%	NO I AM NOT USING	2.44%
YES SOME OER WITH A COMMERCIAL TEXTBOOKS	43.90%		
NO, NOT USING ANY OER RESOURCES	7.32%		

Question 17. If You are NOT using OER Materials please share your reason(s) *Check all that applies?

FACULTY RESPONSES:



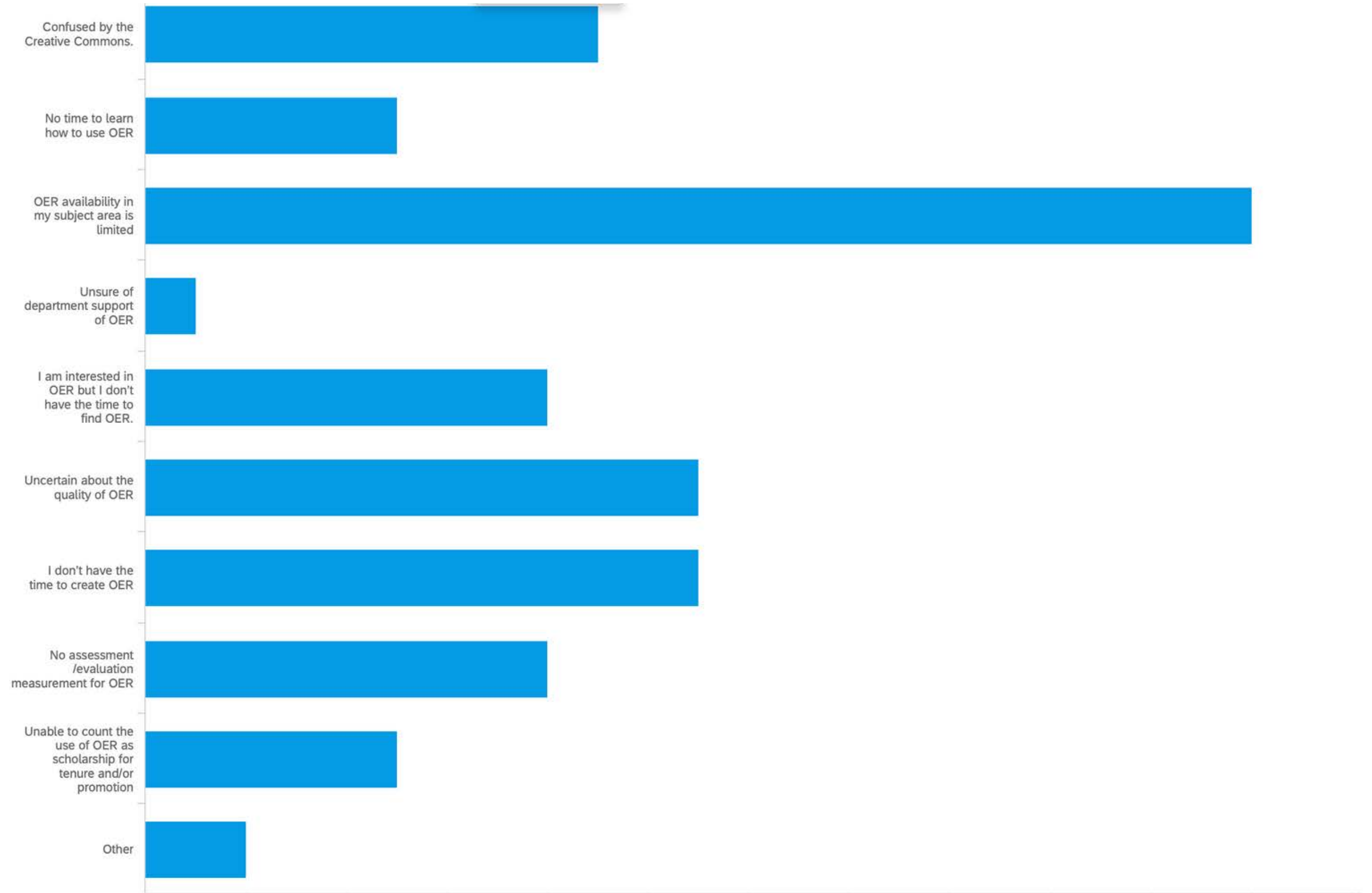
Question 17. If You are NOT using OER Materials please share your reason(s) *Check all that applies:

FACULTY RESPONSES:

I AM USING OER FOR ALL OR SOME PART OF MY INSTRUCTIONAL RESOURCES	68.97%
NOT USING OER BECAUSE I AM DO NOT HAVE TIME TO SEARCH FOR APPROPRIATE MATERIALS	6.90%
NOT USING OER BECAUSE I AM NOT TRAINED TO USE OER FOR TEACHING AND LEARNING	13.79%
NOT USING OER BECAUSE OF LIMITED OER RESOURCES IN MY DISCIPLINE AREA	6.90%
NO USING OER BECAUSE I PREFER THE COMMERCIAL TEXTBOOKS	3.44%

Question 18. Challenges using OER (check all that apply)

FACULTY RESPONSES:



**FACULTY
SURVEY
2021**

Question 18. Challenges using OER (check all that apply)?

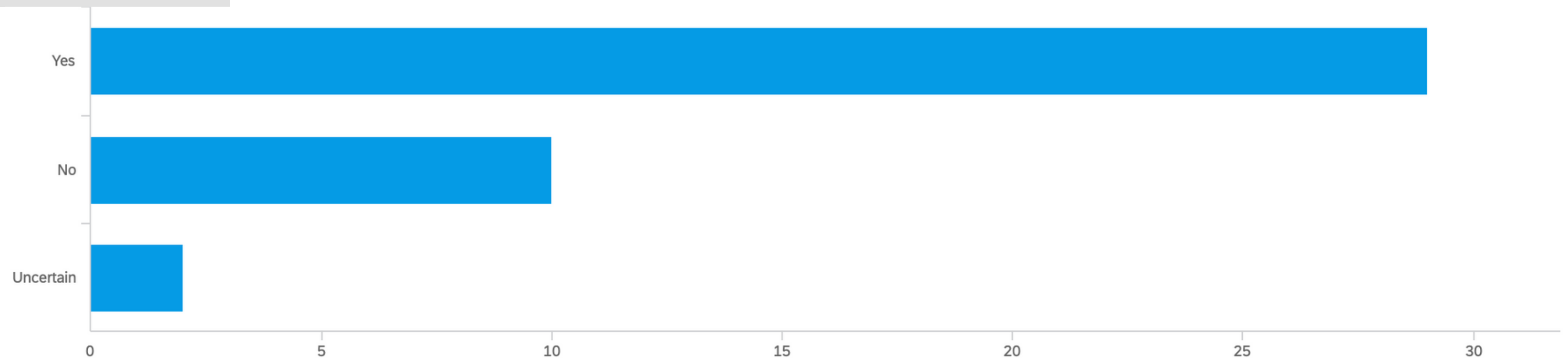
FACULTY RESPONSES:

1 CONFUSED BY THE CREATIVE COMMONS.	10.98%
2 NO TIME TO LEARN HOW TO USE OER	6.10%
3 OER AVAILABILITY IN MY SUBJECT AREA IS LIMITED	26.84%
4 UNSURE OF DEPARTMENT SUPPORT OF OER	1.22%
5 I AM INTERESTED IN OER BUT I DON'T HAVE THE TIME TO FIND OER.	9.70%
6 UNCERTAIN ABOUT THE QUALITY OF OER	13.41%
7 I DON'T HAVE THE TIME TO CREATE OER	13.41%
8 NO ASSESSMENT /EVALUATION MEASUREMENT FOR OER	9.80%
9 UNABLE TO COUNT THE USE OF OER AS SCHOLARSHIP FOR TENURE AND/OR PROMOTION	6.10%
10 OTHER	2.44%

**FACULTY
SURVEY
2021**

Question 19. I used the MERLOT OER Site to search for OER Teaching and Learning Materials for my Fall Classes?

FACULTY RESPONSES:



FACULTY
SURVEY

2021

YES

70.73%

NO

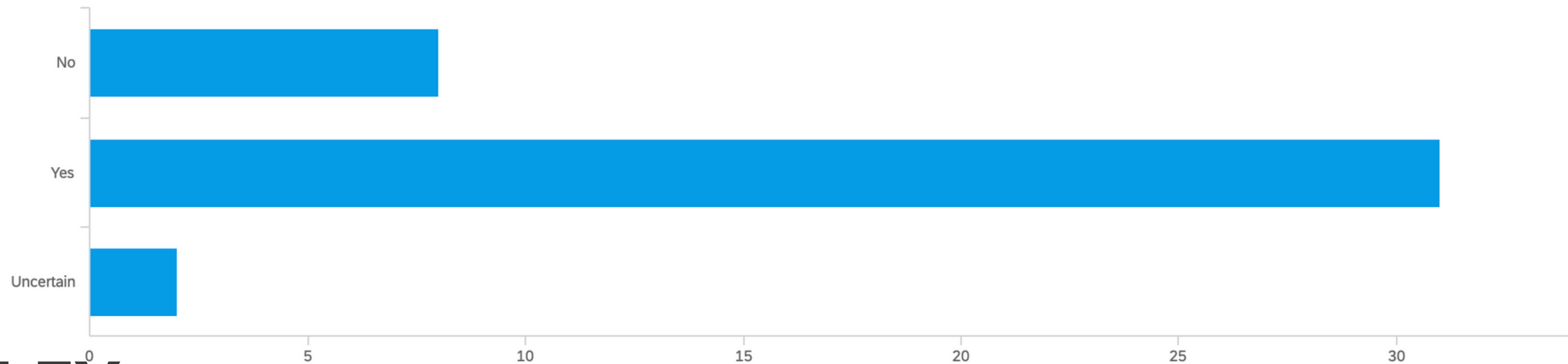
24.39%

UNCERTAIN

4.88%

Question 20. I used other OER Sites to search for OER Teaching and Learning Materials for my Fall Classes?

FACULTY RESPONSES:



FACULTY
SURVEY

2021

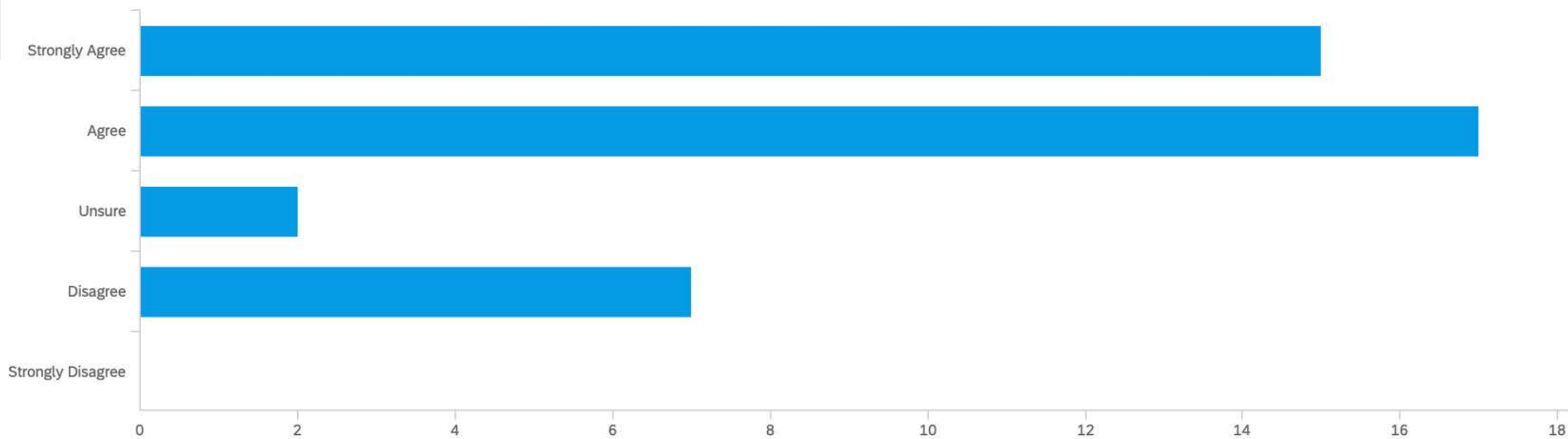
NO 19.51%

YES 75.61%

UNCERTAIN 4.88%

Question 21. I found OER materials to meet the needs for my class?

FACULTY RESPONSES:

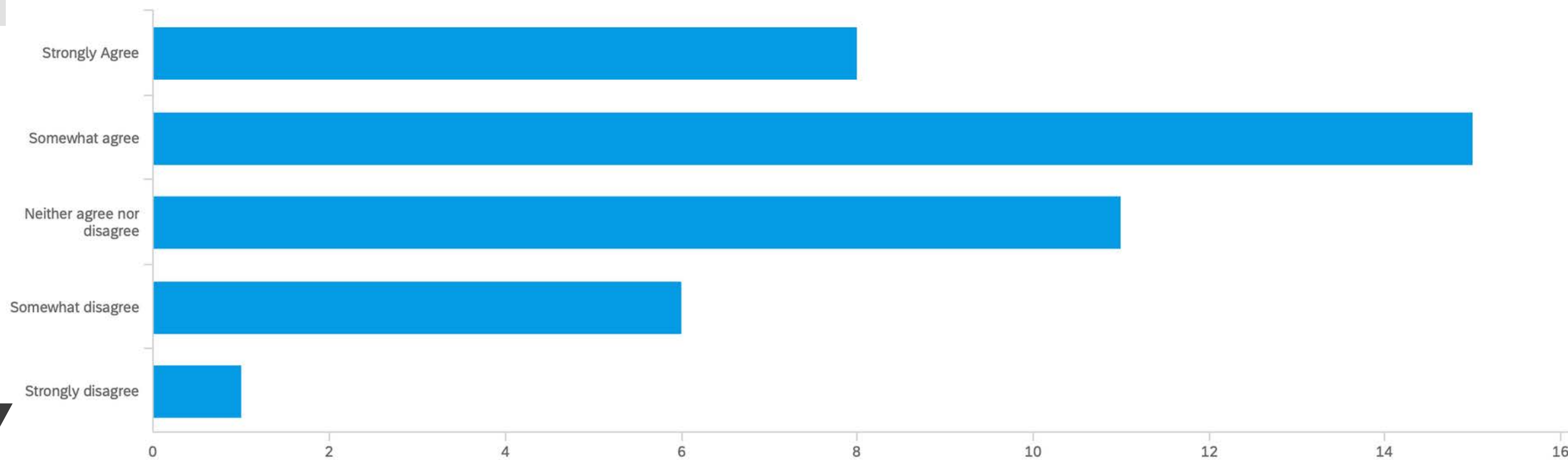


FACULTY
SURVEY
2021

STRONGLY AGREE	36.59%	DISAGREE	17.07%
AGREE	41.46%	STRONGLY DISAGREE	0.00%
UNSURE	4.88%		

Question 22. I found OER materials that are Culturally relevant?

FACULTY RESPONSES:



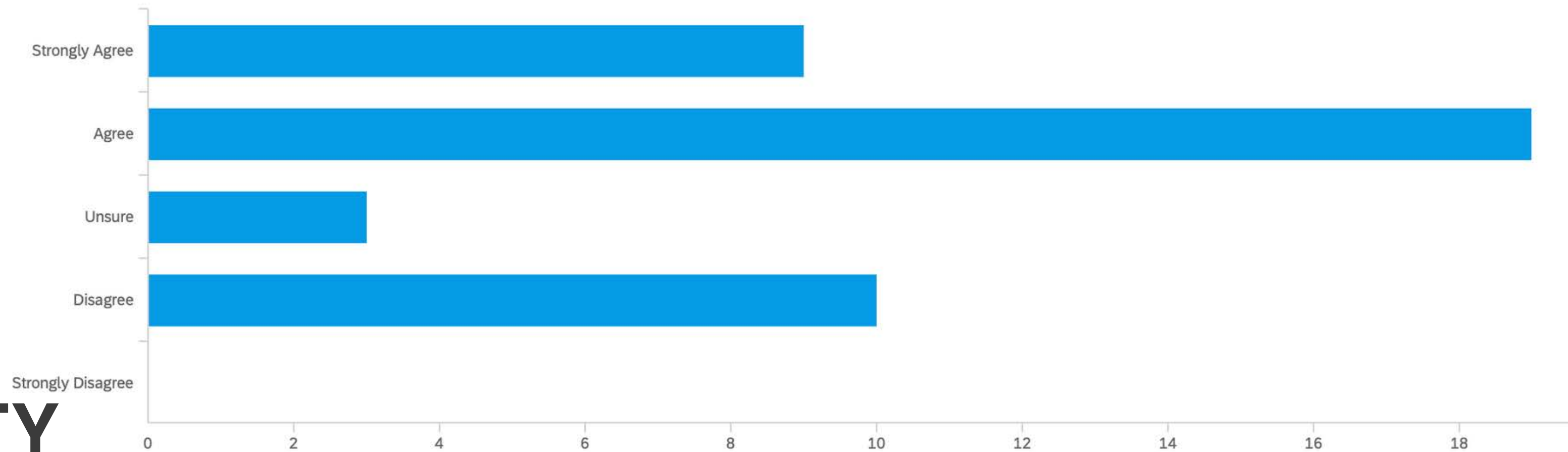
FACULTY
SURVEY

2021

STRONGLY AGREE	19.51%	SOMEWHAT DISAGREE	14.63%
SOMEWHAT AGREE	36.59%	STRONGLY DISAGREE	2.44%
NEITHER AGREE NOR DISAGREE	26.83%		

Question 23. Finding OER materials requires a great amount of time?

FACULTY RESPONSES:



STRONGLY AGREE 21.95%

AGREE 46.34%

UNSURE 7.32%

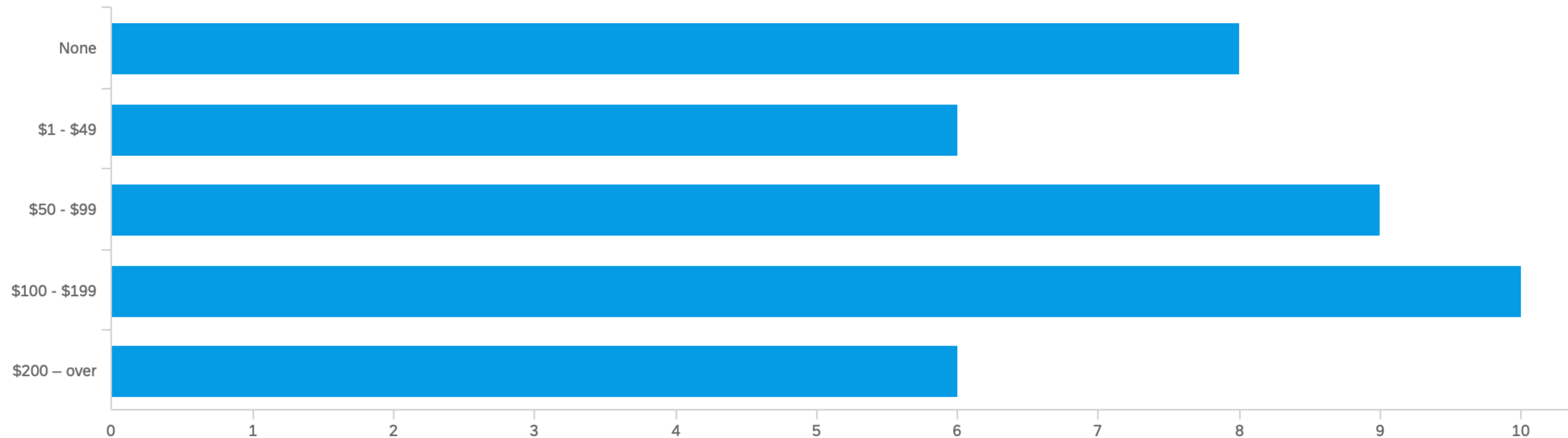
DISAGREE 24.39%

STRONGLY DISAGREE 0.00%

**FACULTY
SURVEY**

2021

Question 24. If you used OER for your class this fall semester, what was the estimated cost savings to your students?



Question 24. If you used OER for your class this fall semester, what was the estimated cost savings to your students?

176 PILOT STUDENTS SAVED OVER \$17,600

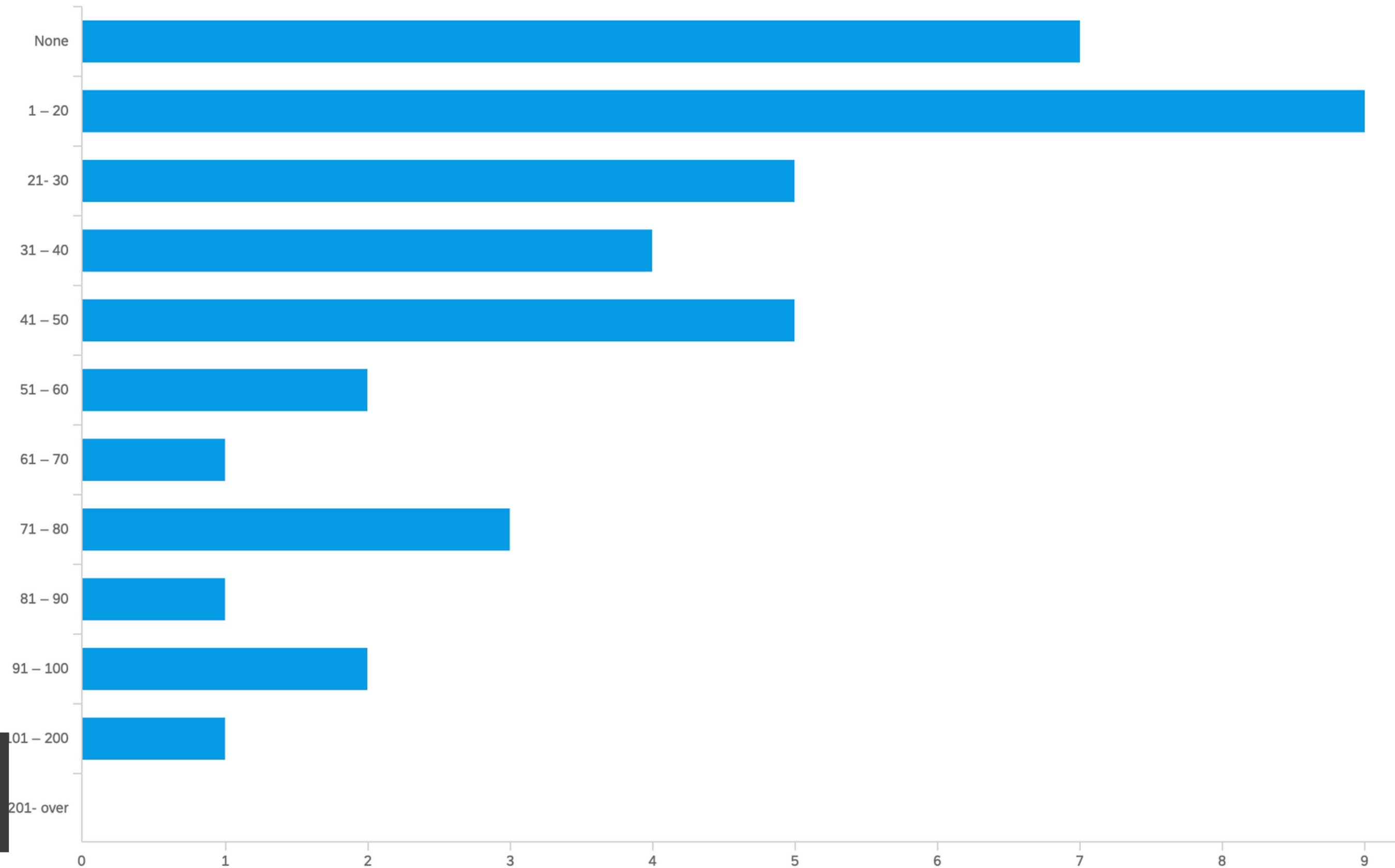
FACULTY SURVEY

2021

NONE	20.51%
\$1-\$49	15.39%
\$50-\$99	23.08%
\$100-199	25.64%
\$200-OVER	15.38%

Question 25. How many of your students are impacted by the cost savings of OER?

FACULTY RESPONSES:



**FACULTY
SURVEY
2021**

Question 25. How many of your students are impacted by the cost savings of OER?

FACULTY RESPONSES:

NONE: 17.50%

1 - 20: 22.50%

21- 30: 12.50%

31 - 40: 10.00%

41 - 50: 12.50%

51 - 60: 5.00%

61 - 70: 2.50%

71 - 80: 7.50%

81 - 90: 2.50%

91 - 100: 5.00%

101 - 200: 2.50%

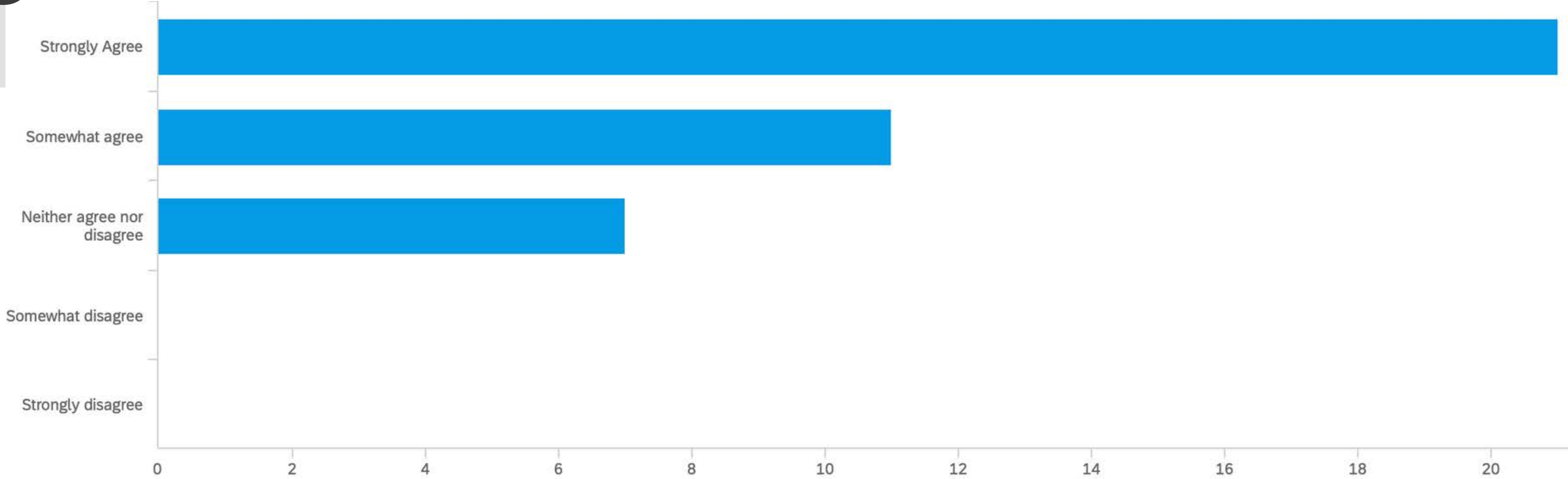
201- OVER: 0.00%

**FACULTY
SURVEY**

2021

Question 26. I am comfortable teaching with OER?

FACULTY RESPONSES:



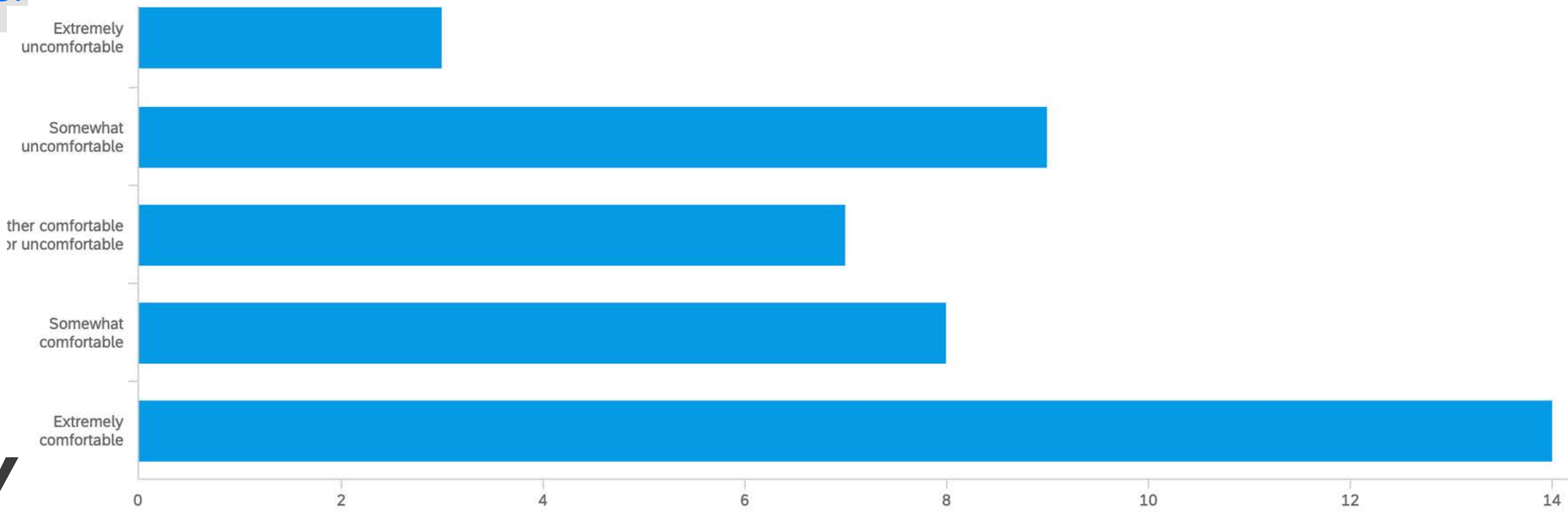
**FACULTY
SURVEY
2021**

STRONGLY AGREE	53.85%	STRONGLY DISAGREE	0.00%
SOMEWHAT AGREE	28.20%	SOMEWHAT DISAGREE	0.00%
NEITHER AGREE OR DISAGREE	17.95%		

Question 27. How comfortable are you adding OER into your learning management system?

FACULTY RESPONSES:

***The results show
the need for
additional training**



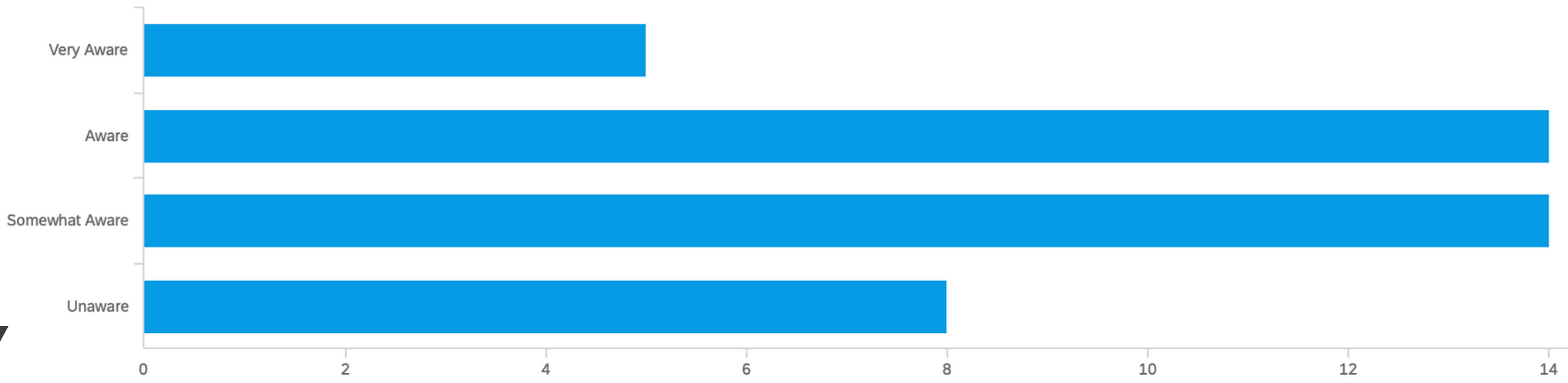
**FACULTY
SURVEY
2021**

EXTREMELY UNCOMFORTABLE	7.32%	SOMEWHAT COMFORTABLE	19.51%
SOMEWHAT UNCOMFORTABLE	21.95%	EXTREMELY COMFORTABLE	34.15%
NEITHER COMFORTABLE NOR UNCOMFORTABLE	17.07%		

Question 28. Your awareness of Creative Commons Licenses?

FACULTY RESPONSES:

***The results show the need for additional training**



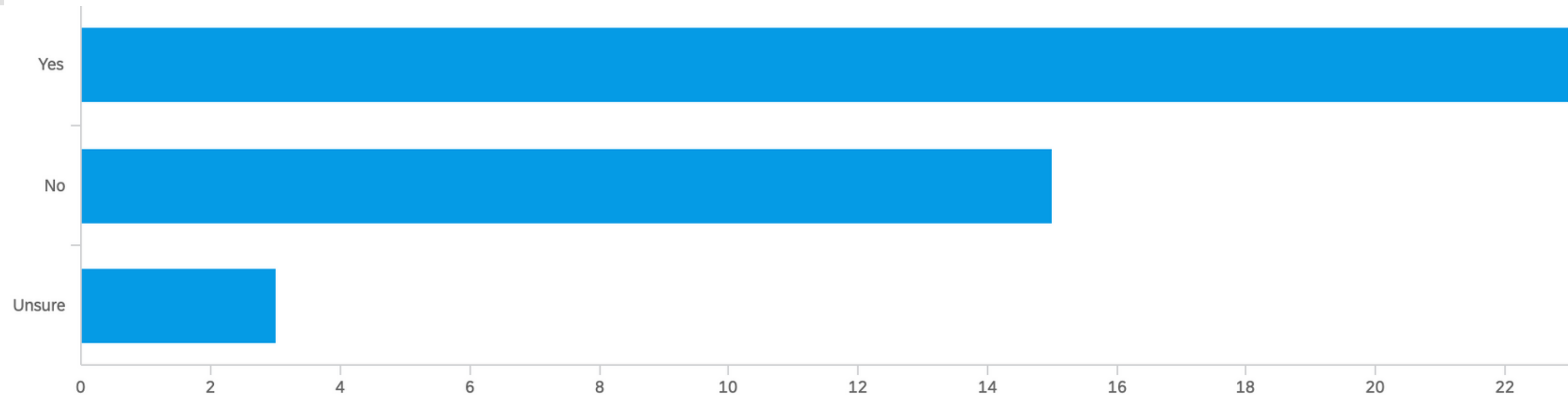
FACULTY
SURVEY
2021

VERY AWARE	12.19%
AWARE	34.15%
SOMEWHAT AWARE	34.15%
UNAWARE	19.51%

Question 29. You are/have used Creative Commons Materials?

FACULTY RESPONSES:

***THE RESULTS SHOW NEED ADDITIONAL TRAINING**



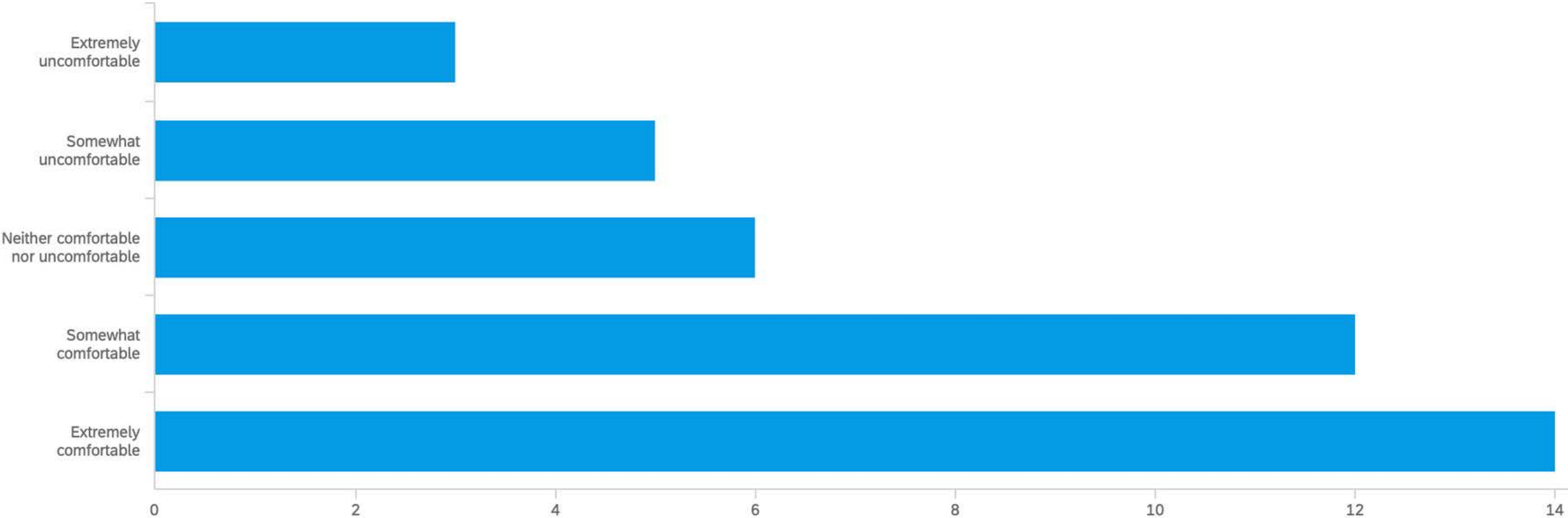
**FACULTY
SURVEY
2021**

YES 56.10%
NO 36.59%
UNSURE 7.31%

Question 30. How comfortable are you using OER in the classroom?

FACULTY RESPONSES:

***The results show the need for teacher training with OER**



**FACULTY
SURVEY**

2021

EXTREMELY UNCOMFORTABLE	7.50%	SOMEWHAT COMFORTABLE	30.00%
SOMEWHAT UNCOMFORTABLE	12.50%	EXTREMELY COMFORTABLE	35.00%
NEITHER UNCOMFORTABLE NOR COMFORTABLE	15.00%		

Question 31. How may we assist you in utilizing OER for teaching and learning?

FACULTY RESPONSES:

Topics Summary-

- More training in Skills
- commons, D2L training
- finding more materials for OER

- HOW MAY WE ASSIST YOU IN UTILIZING OER FOR TEACHING AND LEARNING?
- HELP WITH FINDING SUBJECT MATTER FOR CULTURALLY RELEVANT WRITING STUDIES/RHETORIC
- SETTING UP THE CLASS OR ORGANIZATIONAL PROBLEMS
- I AM STILL WANTING TO FIGURE OUT HOW TO BUILD A OER TEXTBOOK.
- I NOTICED THAT IN THE LAST WEBINAR THERE WAS A LIST OF SITES LIKE MERLOT. IT WOULD BE HELPFUL TO HAVE A LIST, AND IT WOULD BE HELPFUL FOR MY COLLEAGUES TO HAVE LISTS.
- CONTINUE TO PROVIDE TRAINING AND FACULTY SUPPORT.

**FACULTY
SURVEY
2021**

Question 31. How may we assist you in utilizing OER for teaching and learning?

Topics

- More training in Skills
- commons, D2L training
- finding more materials for OER

FACULTY RESPONSES:

- TRAINING
- I THINK MERGING MATERIALS INTO THE D2L SYSTEM IS PROBABLY WHERE I MAY NEED SOME HELP
- I WOULD LIKE TO DO THAT CREATIVE COMMONS TRAINING YOU MENTIONED IN THIS SURVEY.
- ALIGN OER MATERIALS WITH TOPICS COVERED IN THE COURSE TEXTBOOK
- DO WHAT YOU ARE CURRENTLY DOING, BEING AVAILABLE TO FIND OER BOOKS/MATERIALS THAT "FIT" MY CLASSES.
- ASSISTING WITH FINDING ITEMS IN MY DISCIPLINE.
- MORE TRAINING

**FACULTY
SURVEY
2021**

Question 31. How may we assist you in utilizing OER for teaching and learning?

Topics

- More training in Skills
- commons, D2L training
- finding more materials for OER

FACULTY RESPONSES:

- SINCE I'VE BEEN USING APPROPRIATE OER MATERIALS FOR YEARS, I'M NOT SURE HOW YOU CAN ASSIST, GIVEN THE CURRENT FOCUS OF OER EFFORTS.
- TRAINING
- HELP FINDING QUALITY MATERIALS, HELP TRAINING AND UNDERSTAND HOW TO USE THEM
- I NEED TO FIND QUALITY LANGUAGE ACQUISITION MATERIALS
- PROVIDE RESOURCES FOR PUBLICIZING AMONG FACULTY ON MY CAMPUS
- PROVIDING MORE LAB TO ACCOMPANY THE TEXT.
- NOT APPLICABLE
- KEEP UP THE GREAT WORK!
- MORE TRAINING

**FACULTY
SURVEY
2021**

Question 32. Your recommendations for getting more faculty members to consider using OER for teaching and learning?

FACULTY RESPONSES:

Topics summary:

Add more up-to-date research

Fewer meetings

list

more recent items

more training and pilots

- FEWER MEETINGS. MORE VIDEOS DISCUSSING HOW TO COMPLETE DELIVERABLES

- TEACHING AND EXPOSING THE SYSTEM AND IT WILL SELL ITSELF.

- I HAVE NO IDEA.

- ALTHOUGH LISTS ARE HELPFUL (SEE ABOVE), IT IS BETTER NOT TO SHARE SUBSTANDARD MATERIAL. MY COLLEAGUES (AND I) ARE CRITICAL OF MATERIALS THAT DO NOT SITE RECENT RESEARCH AND DO NOT PUT REFERENCES ON EVERY SLIDE. IT WOULD BE BETTER TO IDENTIFY JUST ONE OR TWO RESOURCES THAT WERE OUTSTANDING SO AS TO FIGHT THE NEGATIVITY ABOUT OER. LE OF STRONG RESEARCH

- INCREASED AWARENESS AND EDUCATION

**FACULTY
SURVEY
2021**

Question 32. Your recommendations for getting more faculty members to consider using OER for teaching and learning?

FACULTY RESPONSES:

Topics summary:

Fewer meetings list

More recent items

More training and pilots

- I THINK STUDENTS NEED TO ASK FOR IT MORE.
- I BIG SELLER IS COST AND IMPACTS ON STUDENT LEARNING.
- DEPARTMENTAL MEETINGS
- HAVE DEPARTMENT SPECIFIC TUTORIALS THAT HELP THEM LOCATE AND USE OER
- STRONGLY RECOMENDED
- DEMONSTRATION OF QUALITY MATERIALS AVAILABLE.
- CONTINUE MARKETING AND PROVIDING SERVICES TO FACULTY
- SAME AS ABOVE.
- MORE TRAINING AND PILOTS

**FACULTY
SURVEY
2021**

THE STUDENT SURVEY RESULTS

FALL 2021: 176 PILOT STUDENTS

HBCU
PRIDE



- **Seven out of 10 students don't purchase a required textbook during their academic career because of cost.**
- **60% of students have delayed purchasing textbooks until they've received their financial aid.**

<http://www.uspirg.org/news/usp/student-group-releases-new-report-textbook-prices>



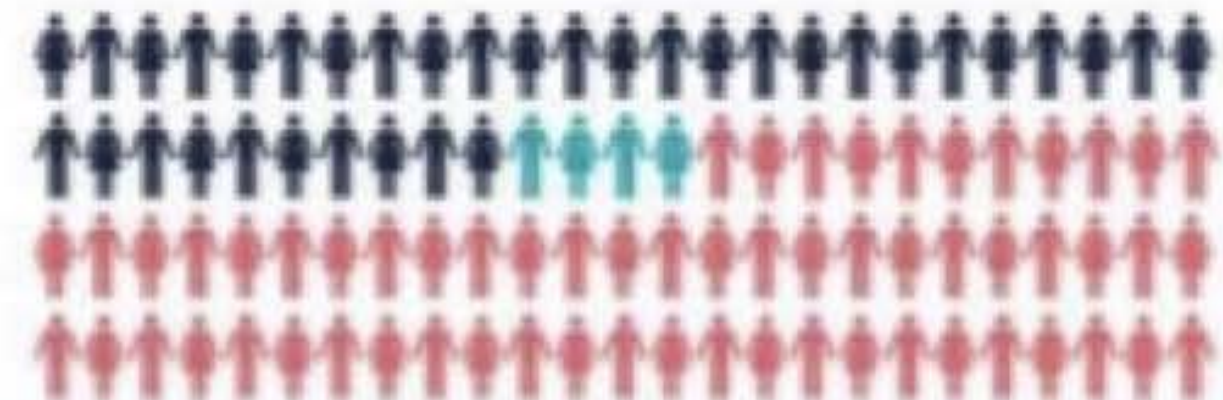
Senator Dick Durbin
@SenatorDurbin

Follow

A recent @HigherEdPIRG survey found 65% of students decided not to buy a textbook due to the cost #TextbookBroke

TEXTBOOK BROKE

A survey released by PIRG found that 65% of students decided not to buy a textbook because of the cost.



And 94% of those students worried that not purchasing a textbook due to the cost would hurt their grade.



#TextbookBroke

RETWEETS
28

LIKES
18

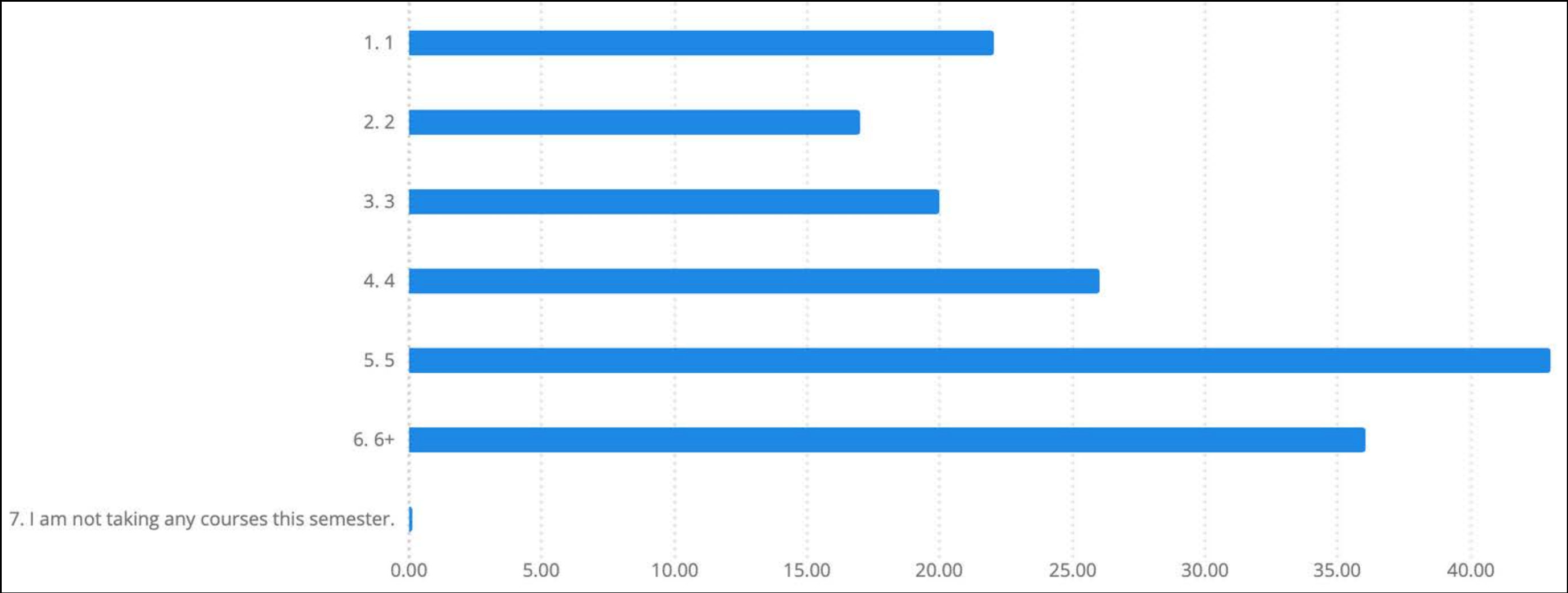


10:02 AM - 7 Sep 2016

<https://twitter.com/SenatorDurbin/status/773574579008729088>

Question 1. How many courses are you taking this semester?

STUDENT RESPONSE:



STUDENT
SURVEY

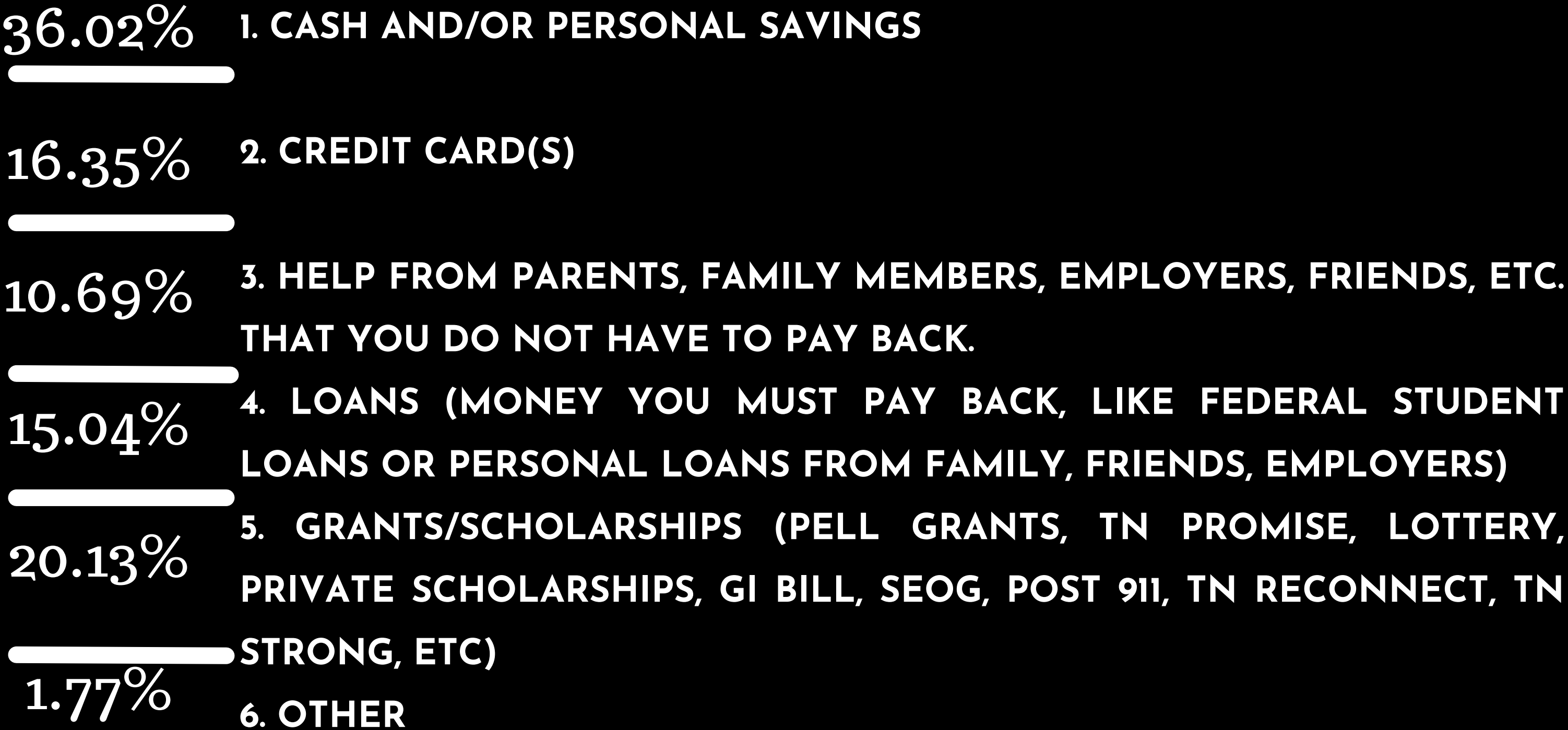
2021

1 CLASS 13.41%
2 CLASSES 10.37%
3 CLASSES 12.20%

4 CLASSES 15.85%
5 CLASSES 26.22%
6 CLASSES 21.95%
IAM NOT TAKING ANY COURSES THIS SEMESTER 0.00%

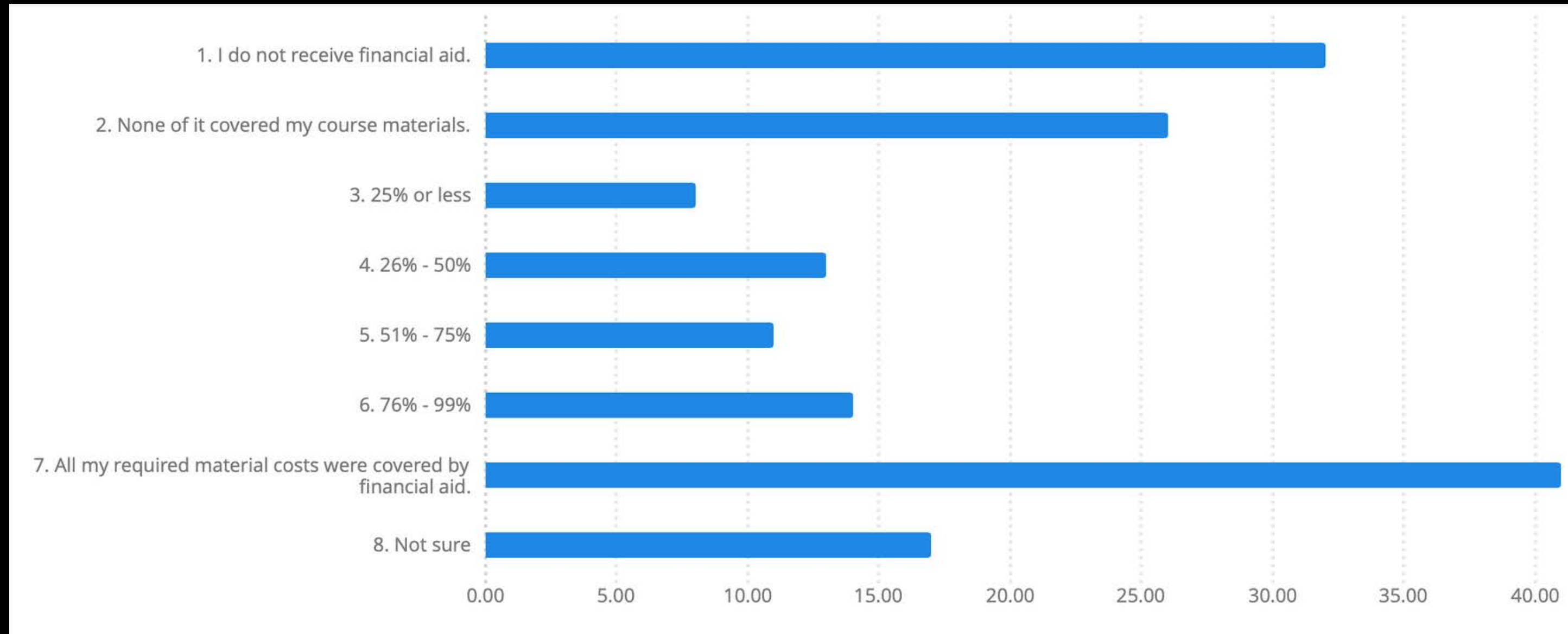
Question 2b. What was the primary way you paid for your required course materials this semester?

STUDENT RESPONSE:



Question 3a. This semester, approximately what percentage of your required material costs were covered by financial aid (grants, scholarships, loans)?

STUDENT RESPONSE:



**STUDENT
SURVEY**

2021

Question 3b. This semester, approximately what percentage of your required material costs were covered by financial aid (grants, scholarships, loans)?

1. I DO NOT RECEIVE FINANCIAL AID. 19.75%

6. 76% - 99% 8.64%

2. NONE OF IT COVERED MY COURSE MATERIALS 16.08%

7. ALL MY REQUIRED MATERIAL COSTS WERE COVERED BY FINANCIAL AID. 25.30%

3. 25% OR LESS 4.93%

8. NOT SURE 10.49%

4. 26% - 50% 8.02%

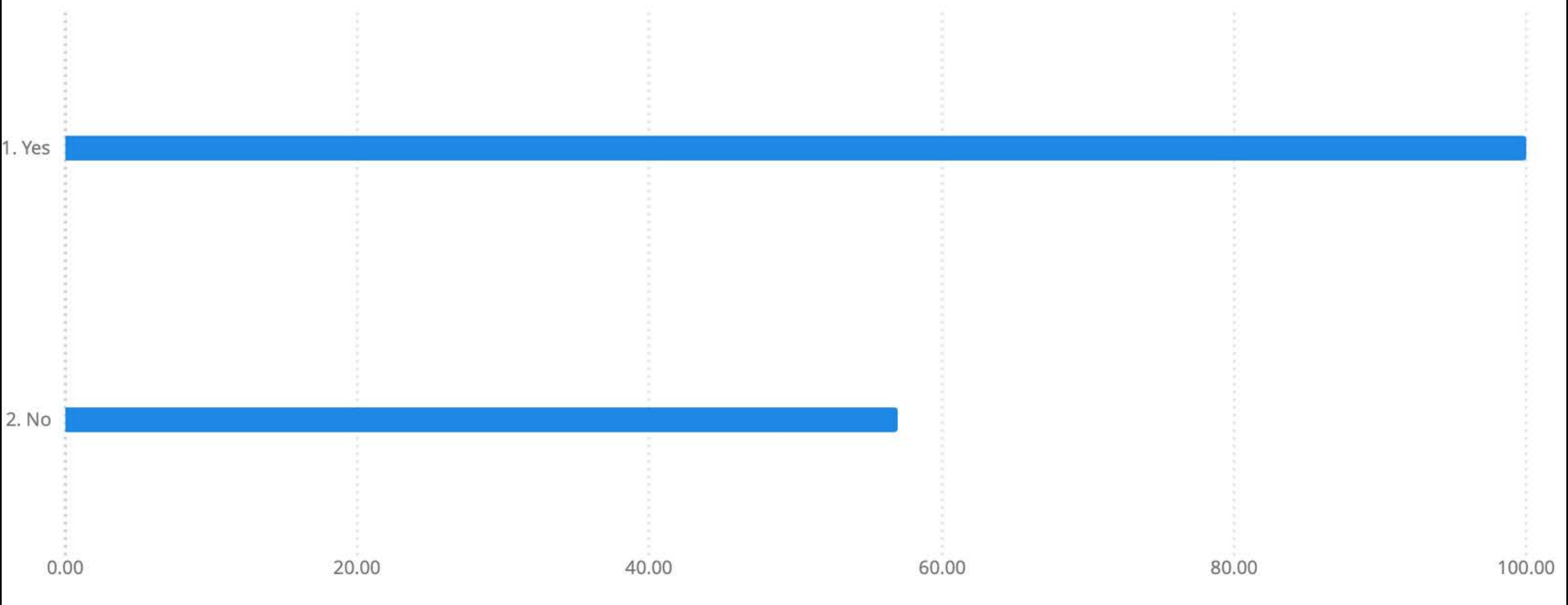
5. 51% - 75% 6.79%

STUDENT RESPONSE:

STUDENT
SURVEY
2021

Question 4. Any point in your academic career, have you delayed or avoided purchasing required course materials because of their cost?

STUDENT RESPONSE:



STUDENT
SURVEY

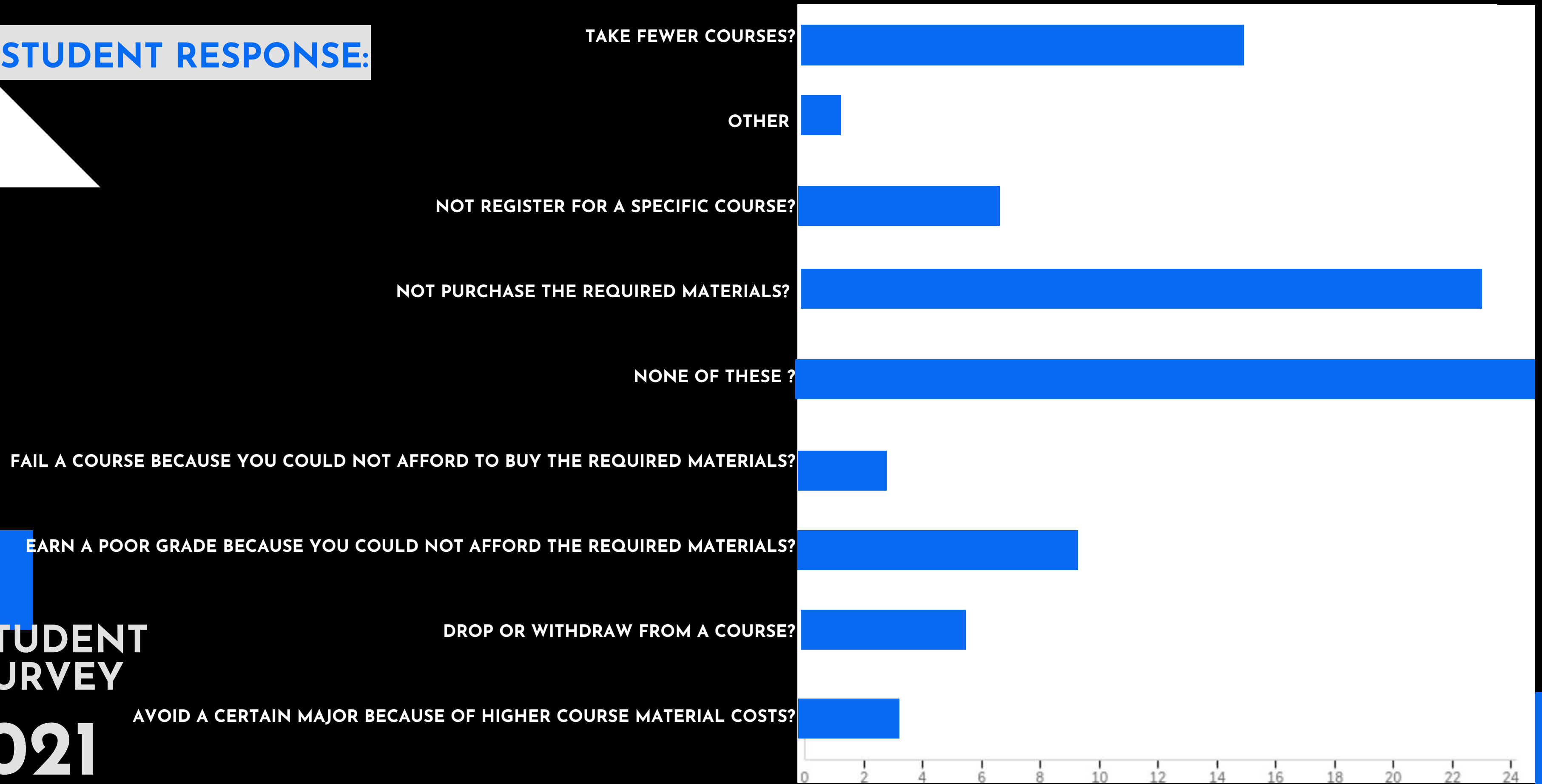
2021

YES 63.70%

NO 36.30%

Question 5a. At any point in your academic career, has the cost of required course materials caused you to... (select all that apply)

STUDENT RESPONSE:



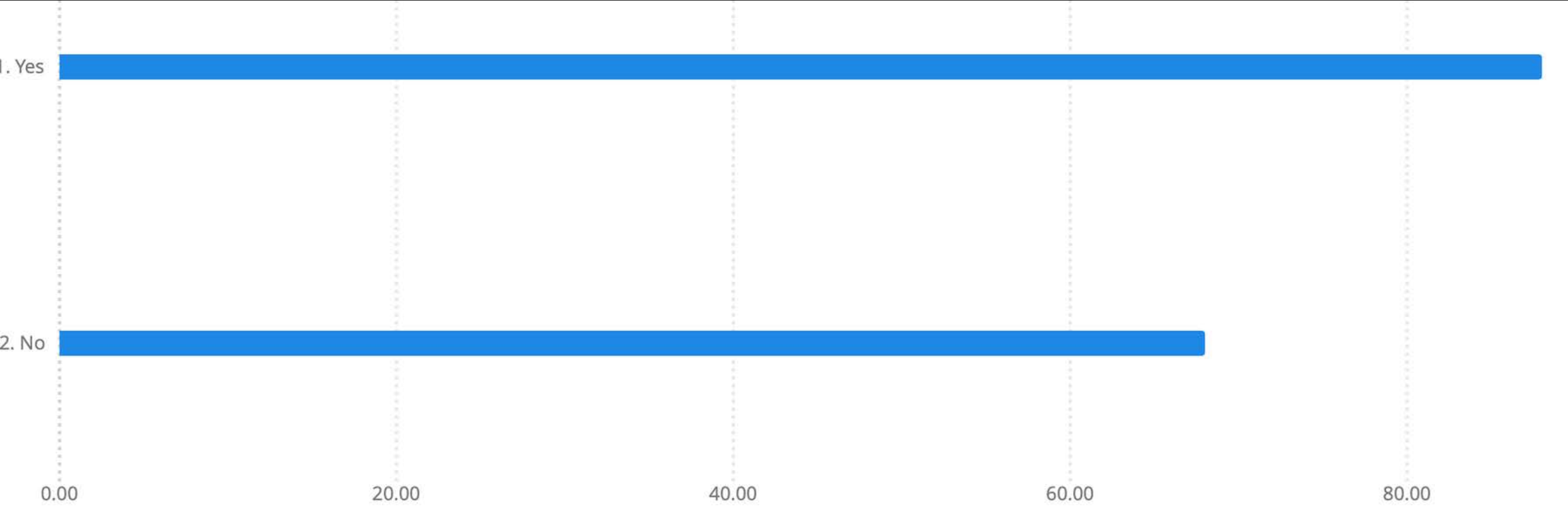
Question 5b. At any point in your academic career, has the cost of required course materials caused you to... (select all that apply)

STUDENT RESPONSE:

TAKE FEWER COURSES?	16.80%
OTHER	0.87%
NOT REGISTER FOR A SPECIFIC COURSE?	7.56%
NOT PURCHASE THE REQUIRED MATERIALS?	24.36%
NONE OF THESE	28.15%
FAIL A COURSE BECAUSE YOU COULD NOT AFFORD TO BUY THE REQUIRED MATERIALS?	2.94%
EARN A POOR GRADE BECAUSE YOU COULD NOT AFFORD THE REQUIRED MATERIALS?	9.24%
DROP OR WITHDRAW FROM A COURSE?	6.30%
AVOID A CERTAIN MAJOR BECAUSE OF HIGHER COURSE MATERIAL COSTS?	3.78%

Question 6. At any point in your academic career, have you decided to forego or skip certain purchases so that you could afford to purchase your required course materials? (if yes, next two questions)

STUDENT RESPONSE:



**STUDENT
SURVEY**

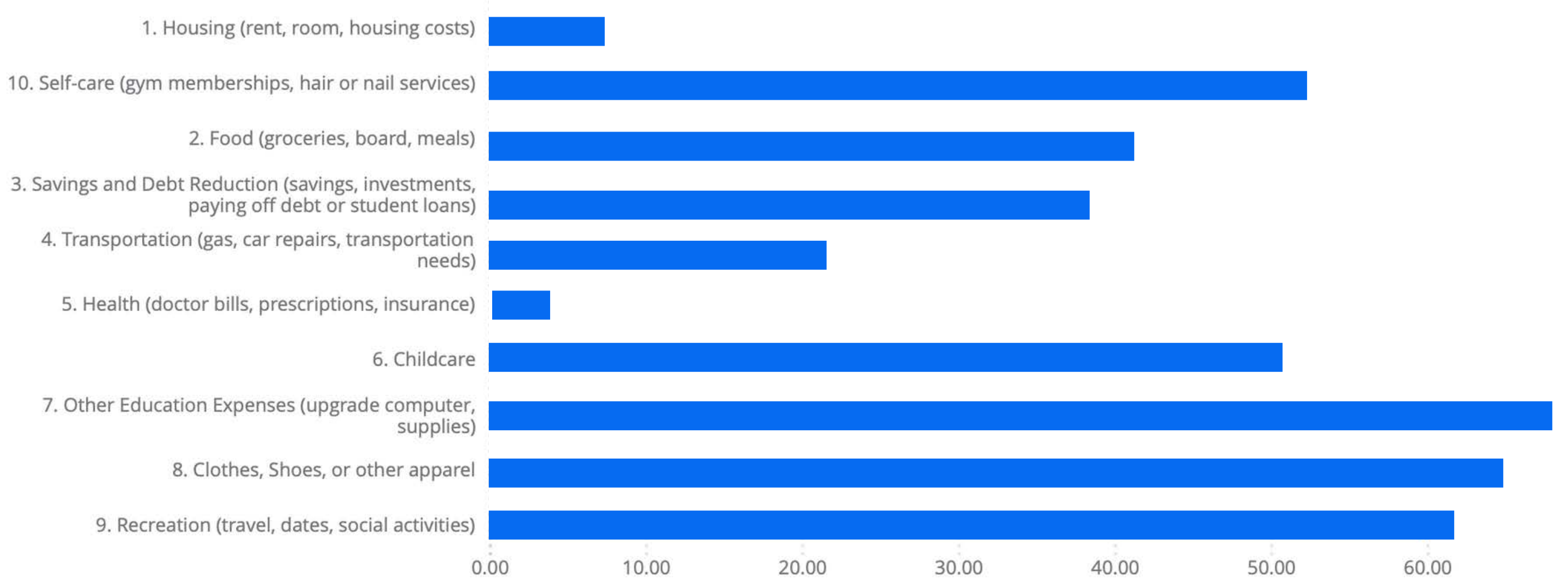
2021

YES **56.41%**

NO **43.59%**

Question 7a. Which goods and/or services have you NOT purchased in order to afford to pay for required course materials this semester?
(Select all that apply.)

STUDENT RESPONSE:



**STUDENT
SURVEY**

2021

Question 7b. Which goods and/or services have you NOT purchased in order to afford to pay for required course materials this semester?
(Select all that apply.)

STUDENT RESPONSE:

3.91%	1. HOUSING (RENT, ROOM, HOUSING COSTS)
11.74%	10. SELF-CARE (GYM MEMBERSHIPS, HAIR OR NAIL SERVICES)
9.20%	2. FOOD (GROCERIES, BOARD, MEALS)
9.10%	3. SAVINGS AND DEBT REDUCTION (SAVINGS, INVESTMENTS, PAYING OFF DEBT OR STUDENT LOANS)
6.40%	4. TRANSPORTATION (GAS, CAR REPAIRS, TRANSPORTATION NEEDS)
2.70%	5. HEALTH (DOCTOR BILLS, PRESCRIPTIONS, INSURANCE)
10.76%	6. CHILDCARE
16.62%	7. OTHER EDUCATION EXPENSES (UPGRADE COMPUTER, SUPPLIES)
14.66%	8. CLOTHES, SHOES, OR OTHER APPAREL
14.91%	9. RECREATION (TRAVEL, DATES, SOCIAL ACTIVITIES)

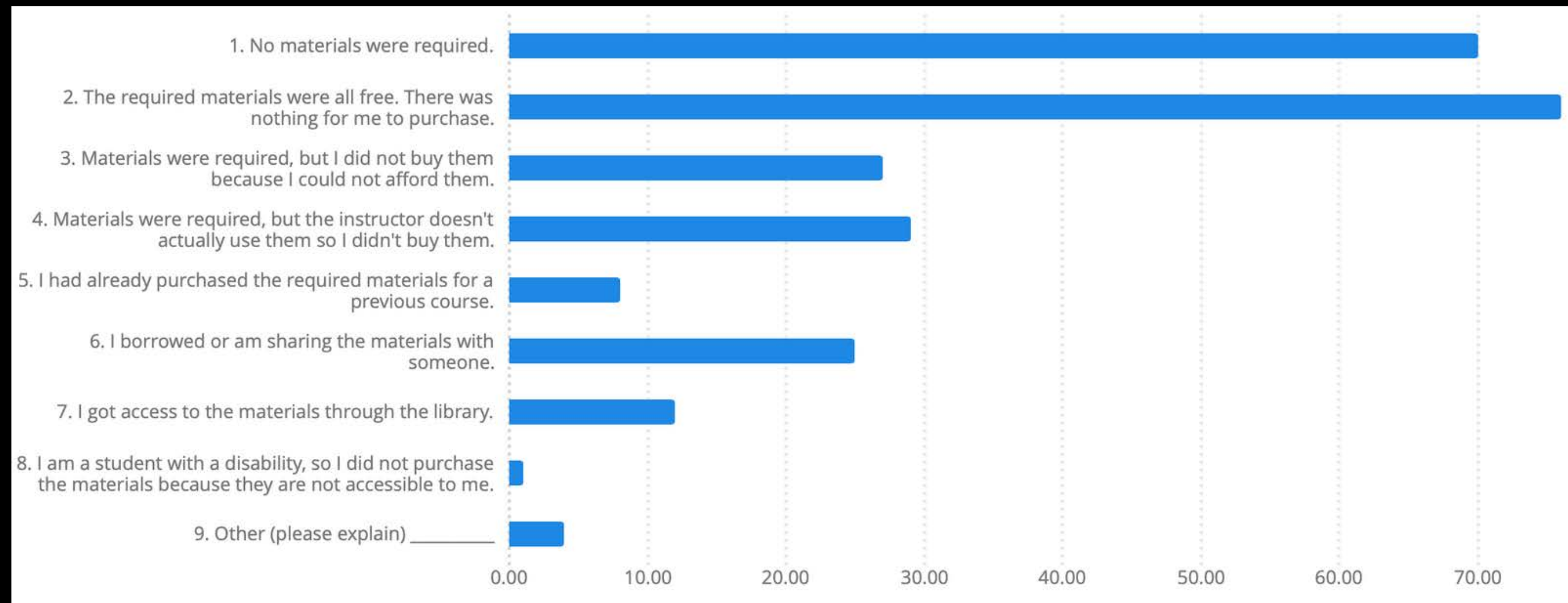
Question 8a - For courses where you spent \$0 on materials, why did you spend \$0? Select all options that apply:

STUDENT RESPONSE:

Top answer:
The material
were free for
students.

STUDENT
SURVEY

2021



Question 8b - For courses where you spent \$0 on materials, why did you spend \$0? Select all options that apply:

STUDENT RESPONSE:

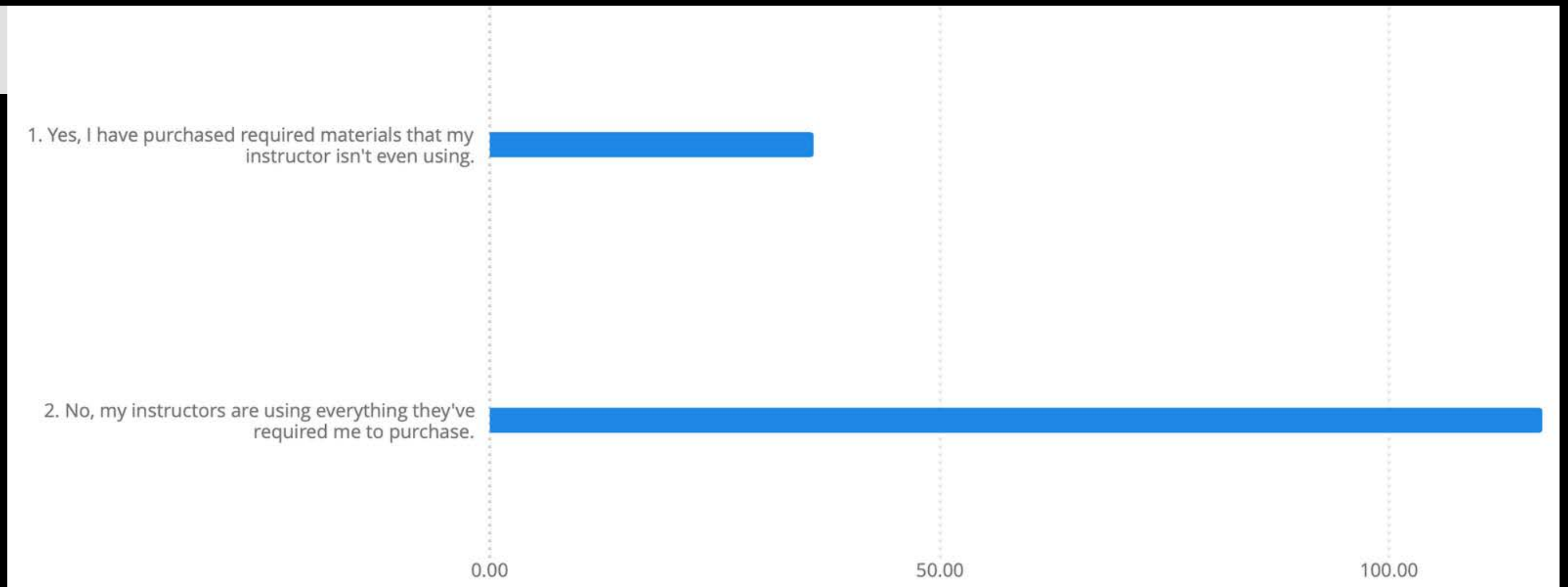
27.77%	1. NO MATERIALS WERE REQUIRED.
30.15%	2. THE REQUIRED MATERIALS WERE ALL FREE. THERE WAS NOTHING FOR ME TO PURCHASE.
10.71%	3. MATERIALS WERE REQUIRED, BUT I DID NOT BUY THEM BECAUSE I COULD NOT AFFORD THEM.
11.50%	4. MATERIALS WERE REQUIRED, BUT THE INSTRUCTOR DOESN'T ACTUALLY USE THEM SO I DIDN'T BUY THEM.
3.23%	5. I HAD ALREADY PURCHASED THE REQUIRED MATERIALS FOR A PREVIOUS COURSE.
9.92%	6. I BORROWED OR AM SHARING THE MATERIALS WITH SOMEONE.
4.78%	7. I GOT ACCESS TO THE MATERIALS THROUGH THE LIBRARY.
0.36%	8. I AM A STUDENT WITH A DISABILITY, SO I DID NOT PURCHASE THE MATERIALS BECAUSE THEY ARE NOT ACCESSIBLE TO ME.
1.58%	9. OTHER (PLEASE EXPLAIN) -----

STUDENT
SURVEY

2021

Question 9 - This semester, have you purchased required course materials that your instructor is NOT using in the course?

STUDENT RESPONSE:



STUDENT
SURVEY

2021

1. YES, I HAVE PURCHASED REQUIRED MATERIALS
THAT MY INSTRUCTOR ISN'T EVEN USING

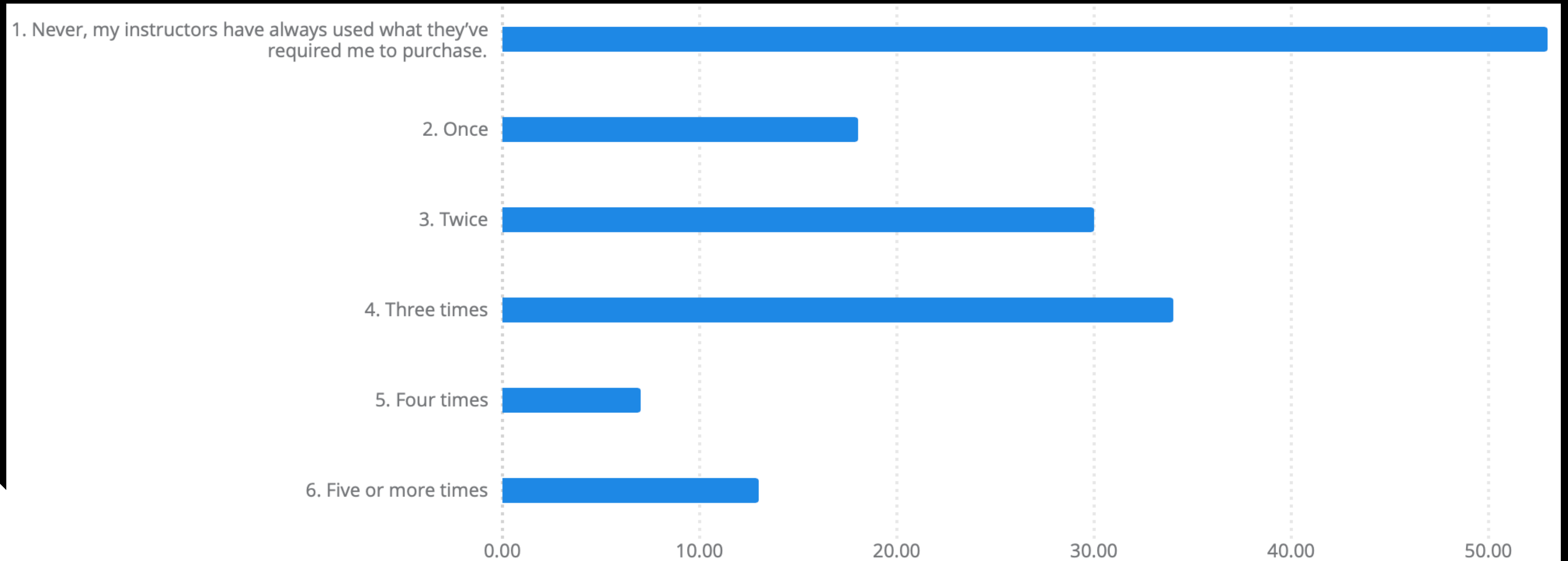
23.53%

2. NO, MY INSTRUCTORS ARE USING EVERYTHING
THEY'VE REQUIRED ME TO PURCHASE.

76.47%

Question 10a. Throughout your time at this college, approximately how many times have you purchased required materials that the instructor did not use?

STUDENT RESPONSE:



Question 10b. Throughout your time at this college, approximately how many times have you purchased required materials that the instructor did not use?

STUDENT RESPONSE:

34.19%

11.64%

19.35%

21.93%

4.51%

8.38%

1. NEVER, MY INSTRUCTORS HAVE ALWAYS USED WHAT THEY'VE REQUIRED ME TO PURCHASE.

2. ONCE

3. TWICE

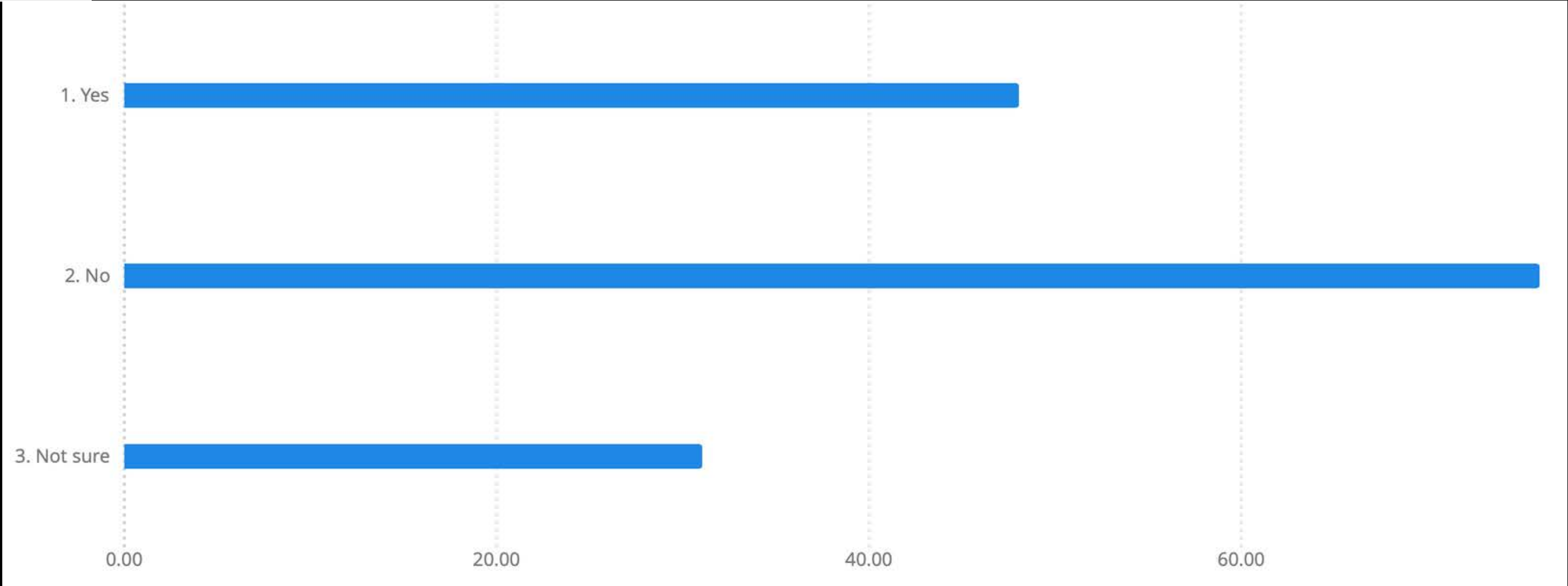
4. THREE TIMES

5. FOUR TIMES

6. FIVE OR MORE TIMES

Question 11 - Are you taking a class right now where the cost of a book bundle was automatically added to your bill?

STUDENT RESPONSE:



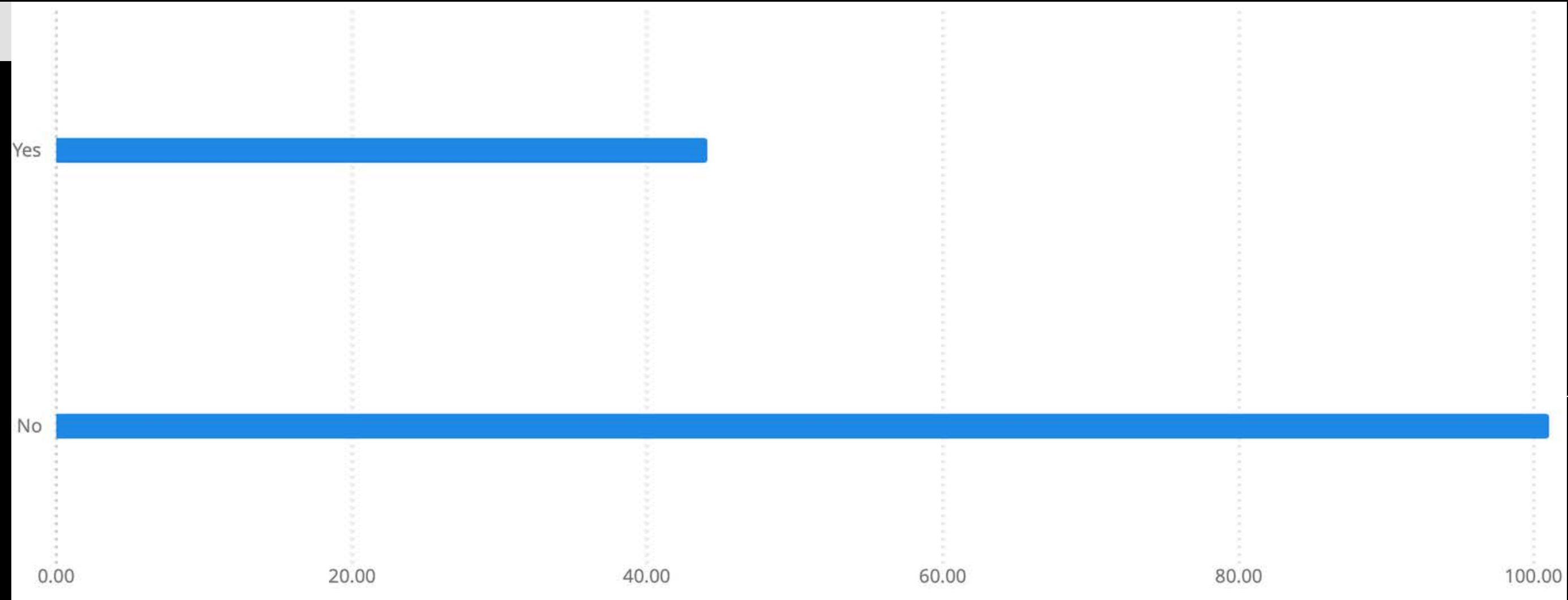
STUDENT
SURVEY

2021

YES 30.96%
NO 49.03%
UNSURE 20.01%

Question 12 - When you register for courses, does the price of the required materials influence which courses you select?

STUDENT RESPONSE:



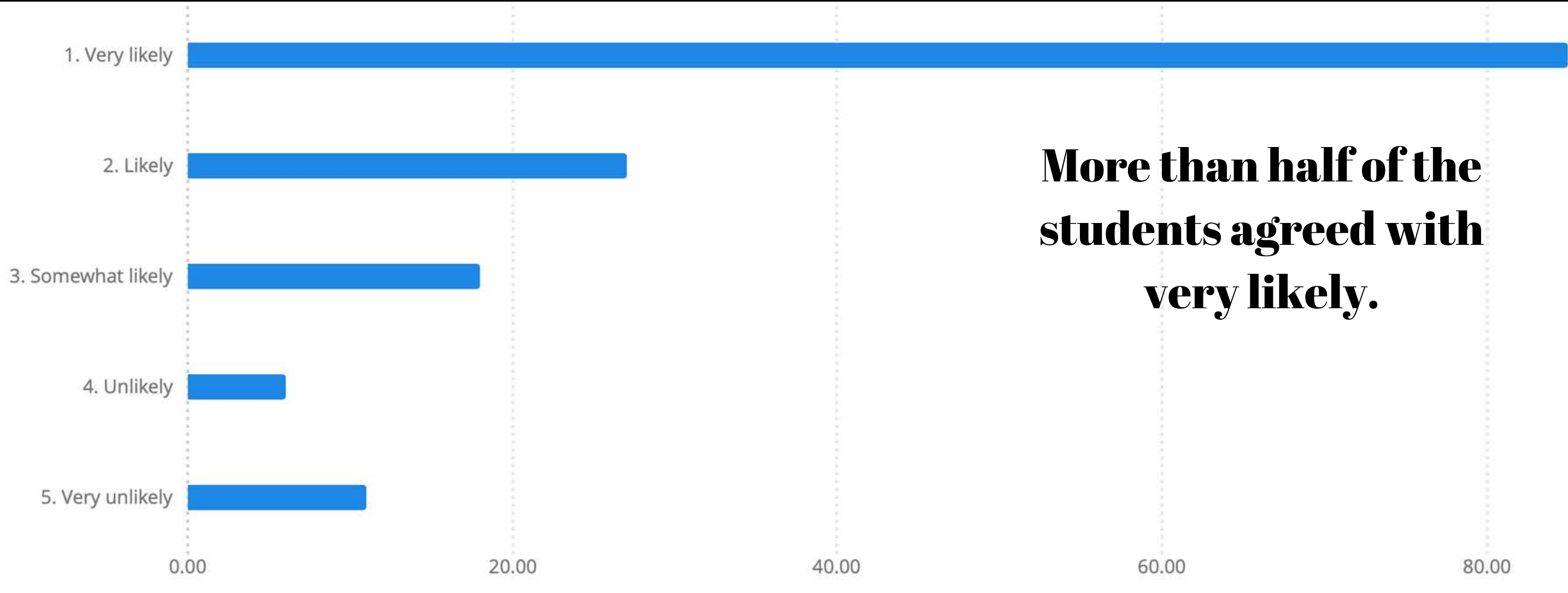
STUDENT
SURVEY

2021

YES 30.30%
NO 69.70%

Question 13 Similarly, how likely would you be to choose an electronic textbook over a hard copy textbook if the cost was significantly reduced?

STUDENT RESPONSE:



More than half of the students agreed with very likely.

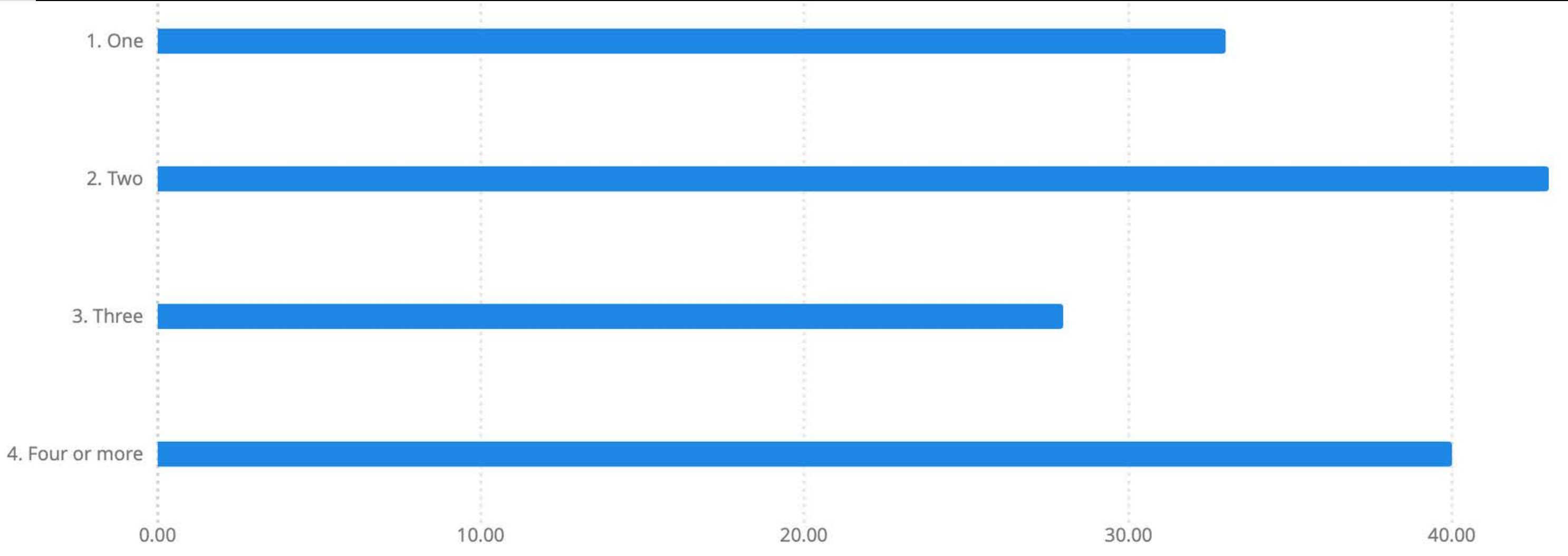
STUDENT
SURVEY

2021

1. VERY LIKELY	57.82%	4. UNLIKELY	4.08%
2. LIKELY	18.36%	5. VERY UNLIKELY	7.48%
3. SOMEWHAT LIKELY	12.26%		

Question 14 - During your time at the college in which you're enrolled, how many classes total have you taken where the textbook was free and available online?

STUDENT RESPONSE:



STUDENT
SURVEY

2021

ONE 22.91%

TWO 29.83%

THREE 19.56%

FOUR OR MORE 27.70

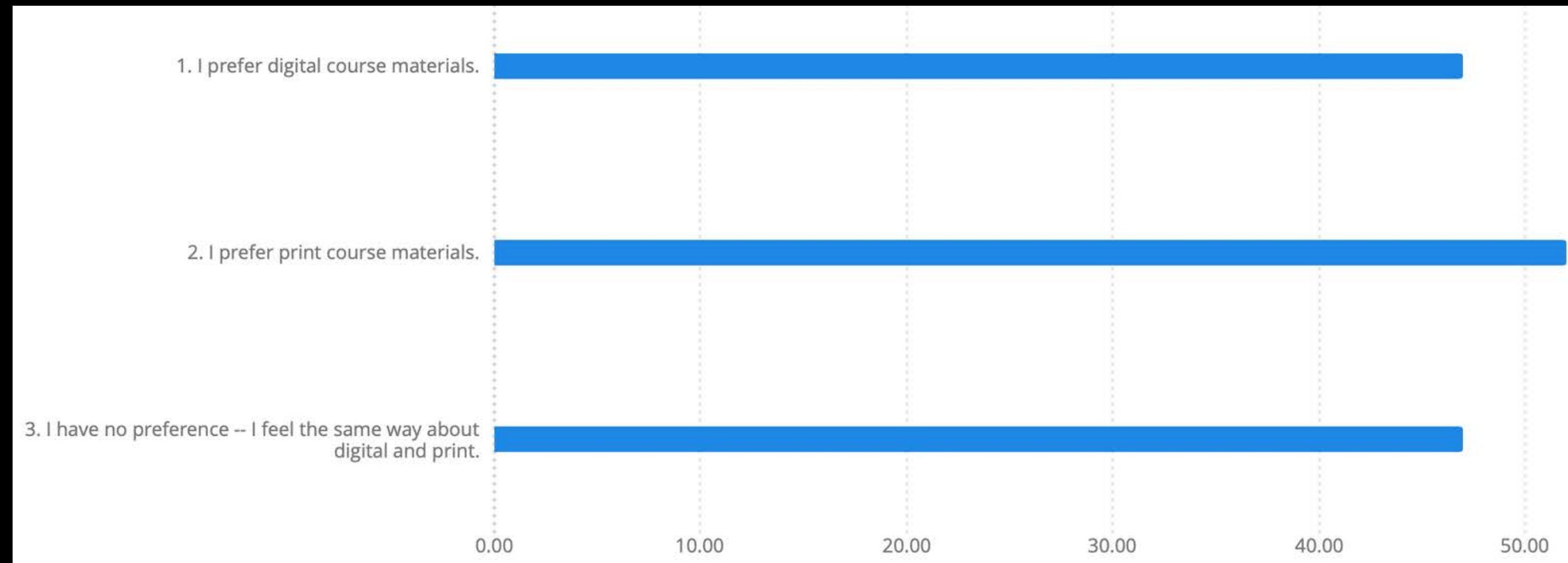
Question 15 Do you prefer your course materials to be in digital or print format?

STUDENT RESPONSE:

Print vs. Digital gap is slowly closing . But 1/3 of the students don't mind how they receive their materials

**STUDENT
SURVEY**

2021



1. I PREFER DIGITAL COURSE MATERIALS.

32.19%

2. I PREFER PRINT COURSE MATERIALS.

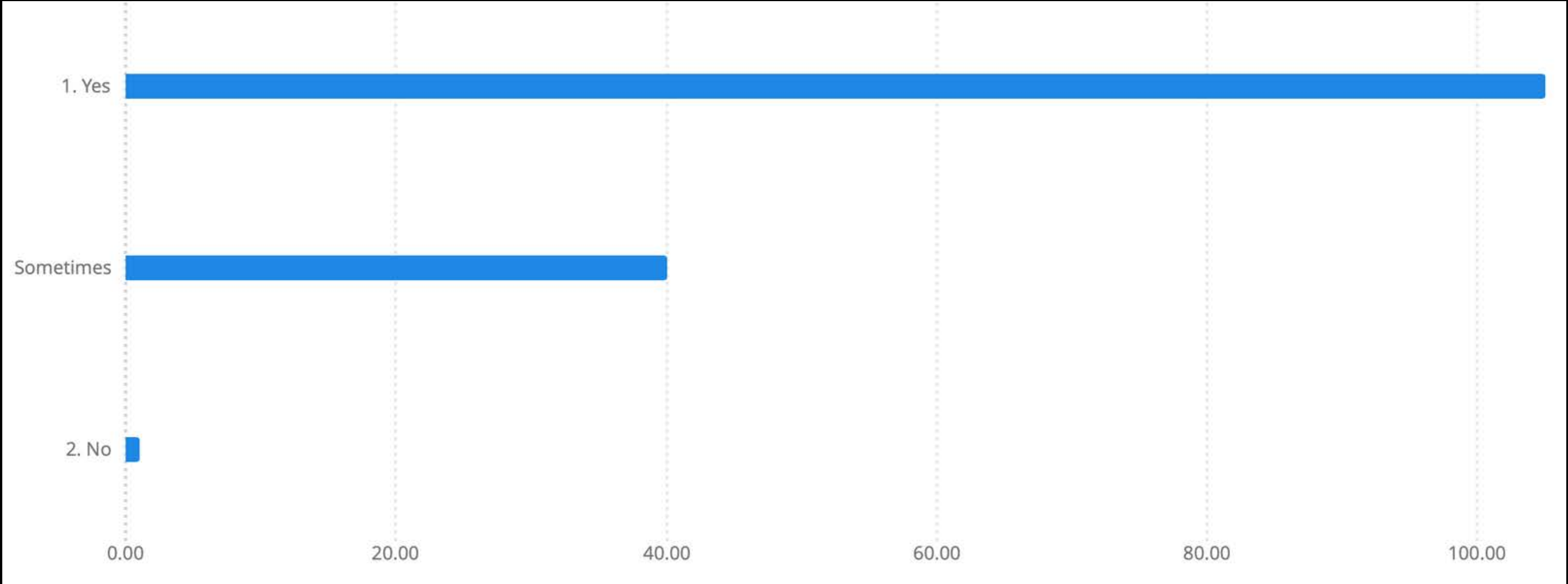
35.62%

3. I HAVE NO PREFERENCE -- I FEEL THE SAME WAY ABOUT DIGITAL AND PRINT.

32.19%


Question 16 - Is your internet access at home sufficient to complete homework and other course-related assignments?

STUDENT RESPONSE:



STUDENT
SURVEY

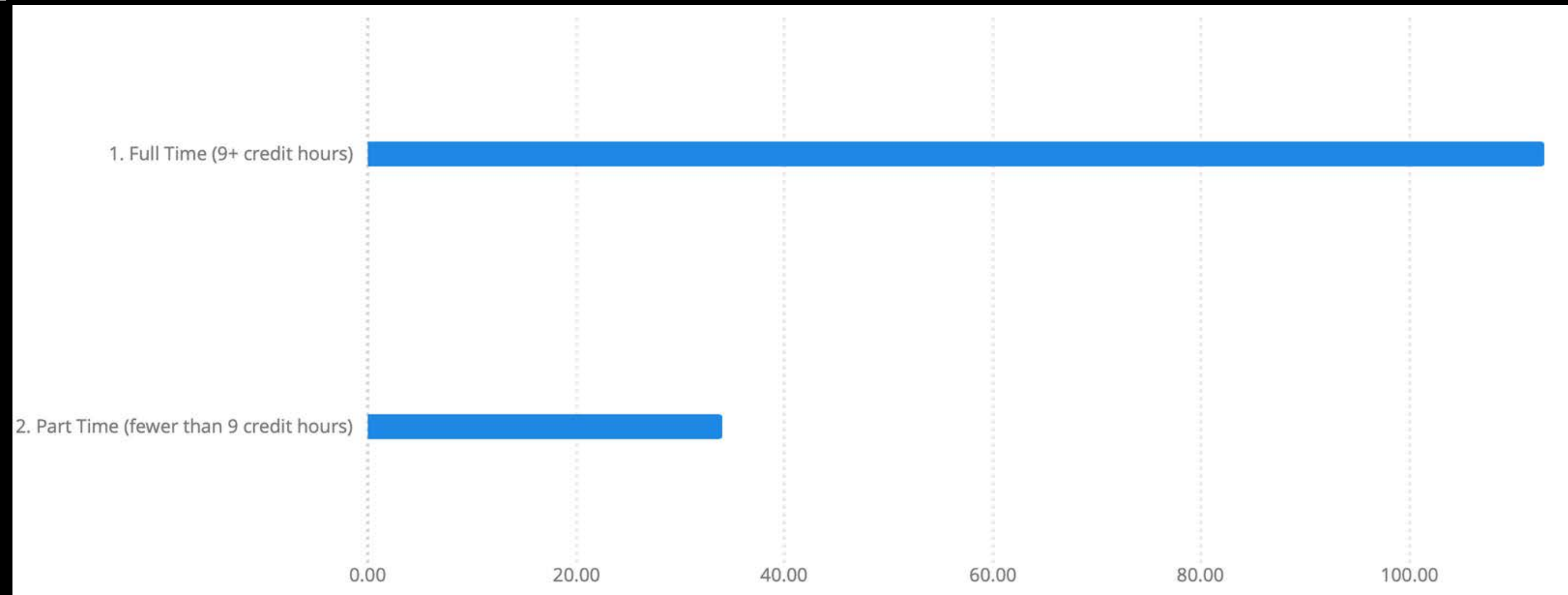
2021



YES	71.91%
SOMETIMES	27.39%
NO	0.70%

Question 17 - Are you studying full-time or part-time this semester?

STUDENT RESPONSE:



STUDENT
SURVEY

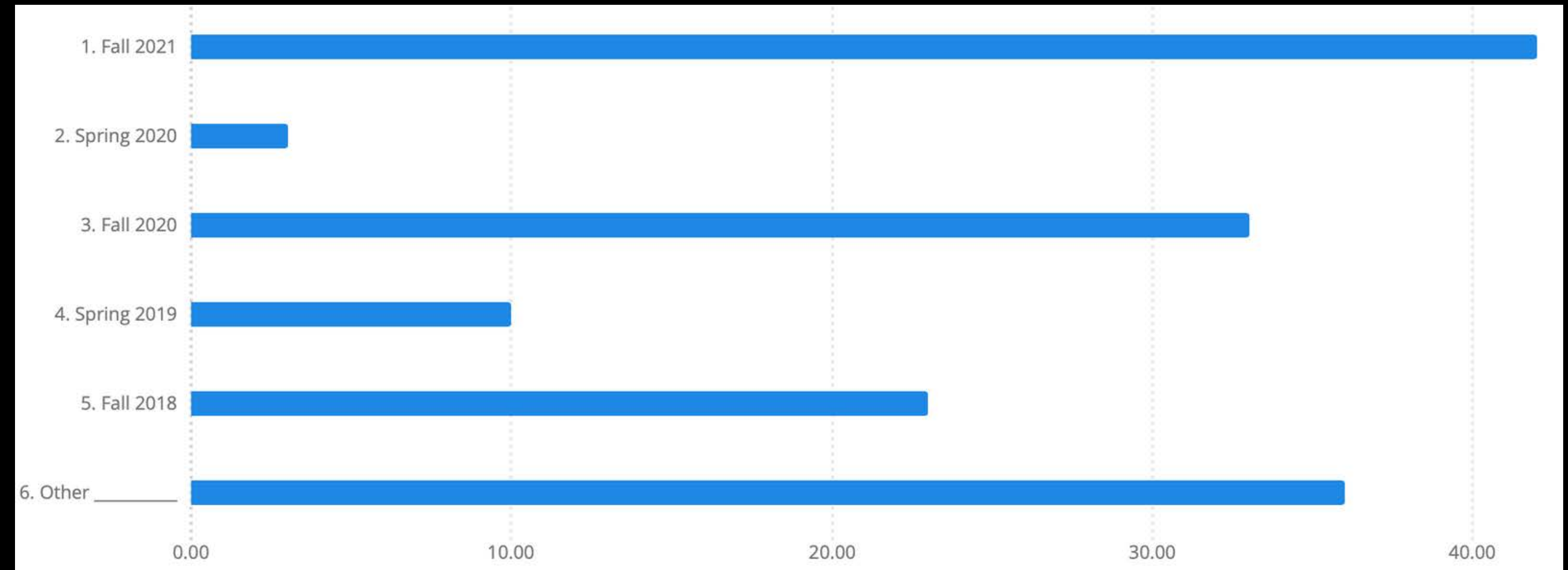
2021

FULL TIME (9+ CREDIT HOURS) 76.87%

PART TIME (FEWER THAN 9 CREDIT HOURS) 23.13%

Question 18 - In which semester did you first enroll in your current college?

STUDENT RESPONSE:

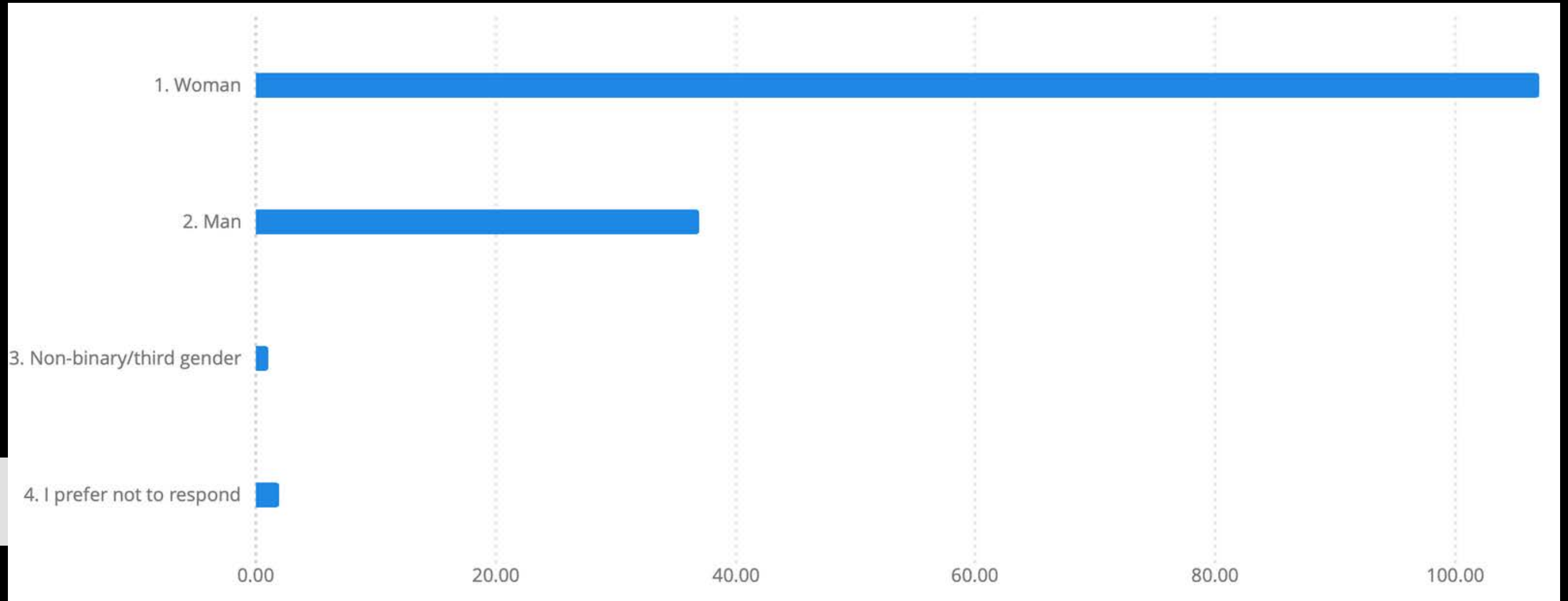


**STUDENT
SURVEY
2021**

1. FALL 2021	28.57%
2. SPRING 2020	2.04%
3. FALL 2020	22.44%
4. SPRING 2019	6.81%
5. FALL 2018	15.64%
6. OTHER	24.50%

Question 19- Which best describes your gender identity?

STUDENT RESPONSE:



STUDENT
SURVEY

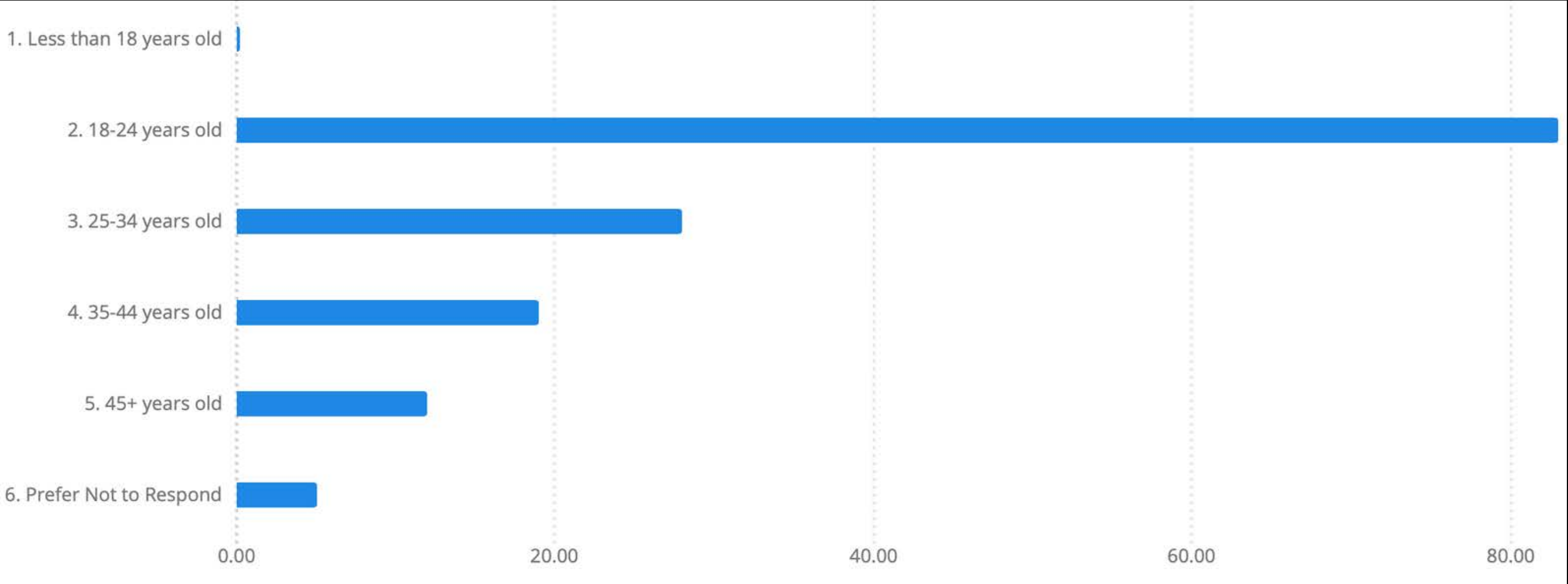
2021

WOMAN 72.78%
MEN 25.17%

NON BINARY 0.68%
PREFER NOT TO RESPOND 1.37%

Question 20 - What is your age?

STUDENT RESPONSE:



STUDENT
SURVEY
2021

LESS THAN 18 YEARS OLD 0.00%

18-24 YEARS OLD 56.46%

25-34 YEAR OLD 19.04%

35-44 YEARS OLD 12.92%

45+ YEARS OLD 8.34%

PREFER NOT TO RESPOND 3.24%

Question 21 a. Which of the following categories best describes your race and/or ethnicity? Select one or more:

STUDENT RESPONSE:

BLACK OR AFRICAN AMERICAN

HISPANIC OR LATINO

ASIAN

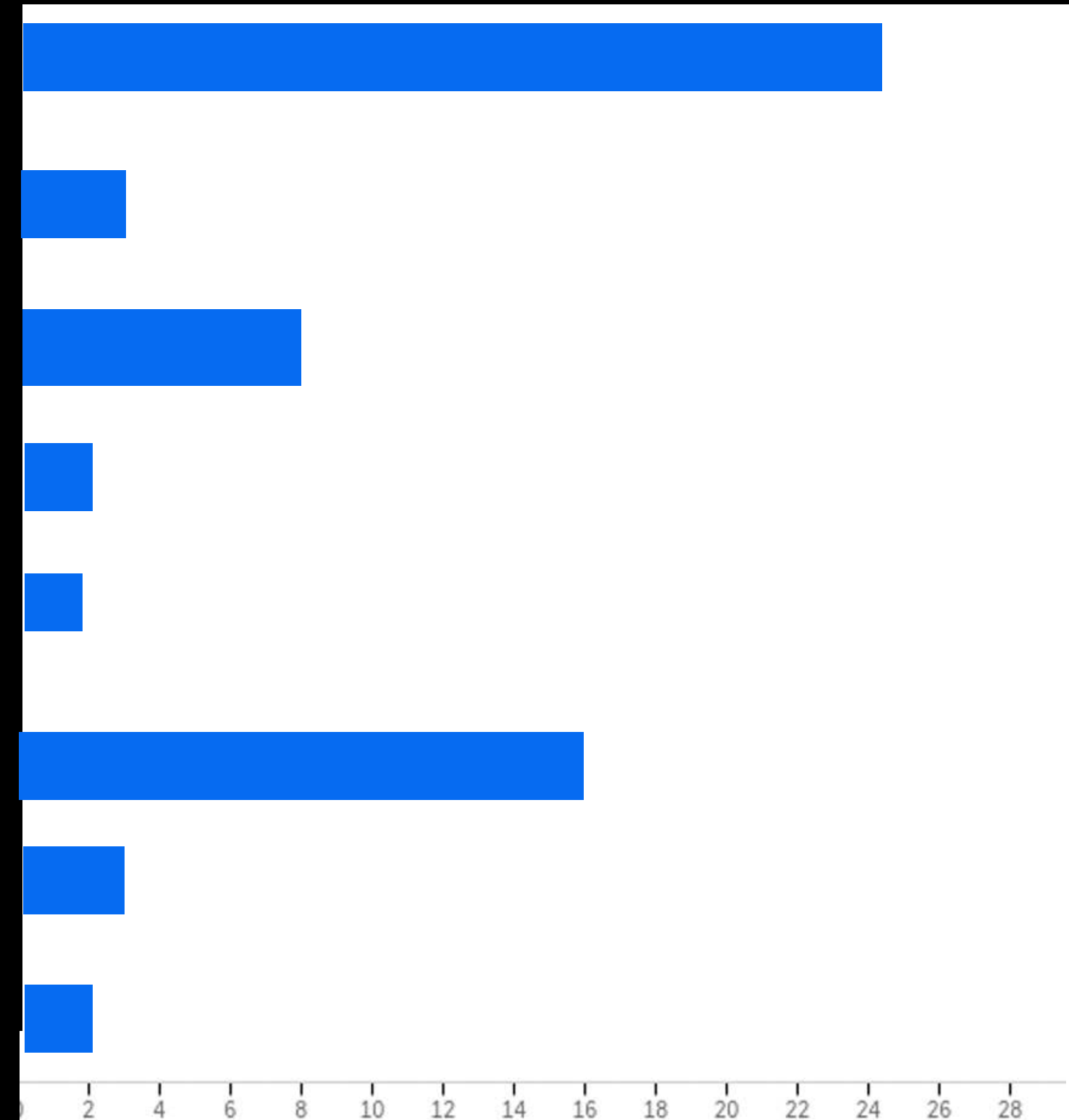
AMERICAN INDIAN OR ALASKA NATIVE

NATIVE HAWAIIAN OR OTHER PACIFIC ISLANDER

WHITE OR CAUCASIAN

PREFER NOT TO RESPOND

OTHER



**STUDENT
SURVEY
2021**

Question 21b. Which of the following categories best describes your race and/or ethnicity? Select one or more:

STUDENT RESPONSE:

71.79%
2.56%
3.84%
0.00%
0.00%
16.66%
3.20%
1.95%

- 1. BLACK OR AFRICAN AMERICAN
- 2. HISPANIC OR LATINO
- 3. ASIAN
- 4. AMERICAN INDIAN OR ALASKA NATIVE
- 5. NATIVE HAWAIIAN OR OTHER PACIFIC ISLANDER
- 6. WHITE OR CAUCASIAN
- 7. PREFER NOT TO RESPOND
- 8. OTHER

Question 22b. Where do you usually get your course materials? Select up to three.

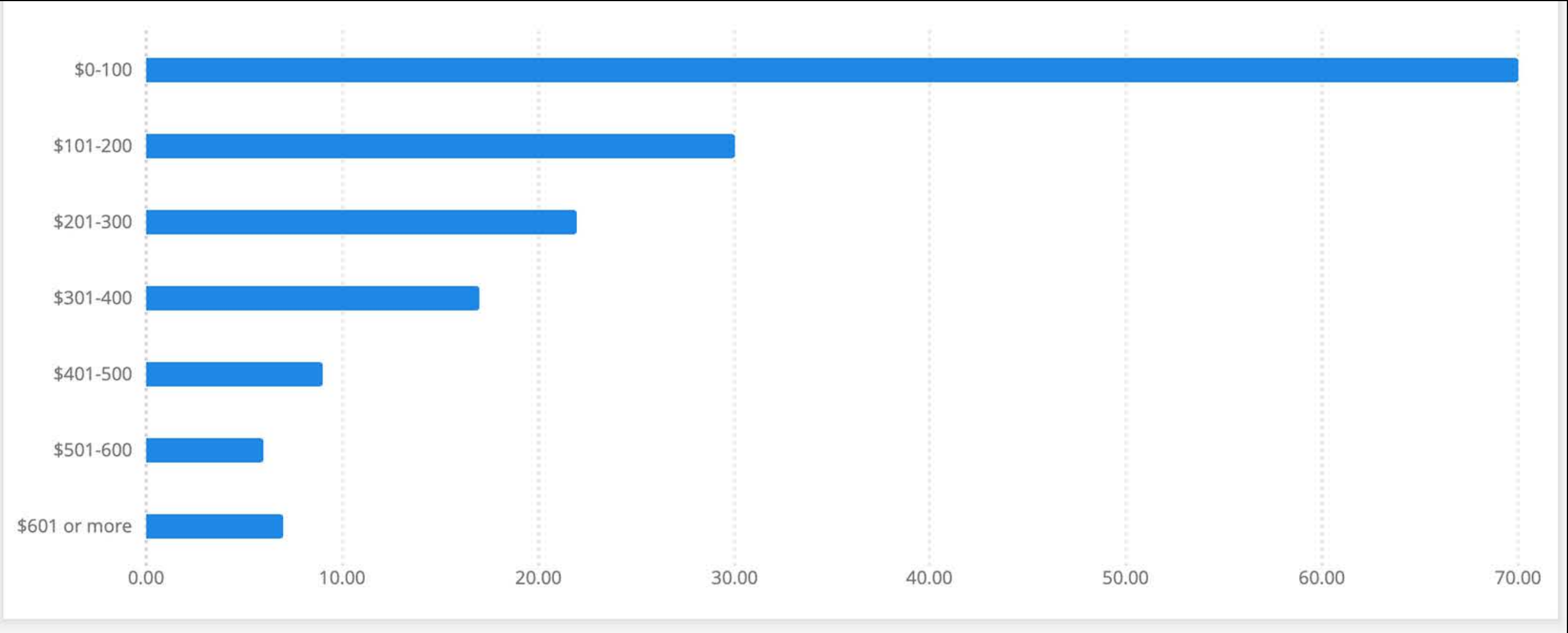
STUDENT RESPONSE:

As you see Amazon and Chegg is the direct competition with the Bookstore	13.28%	1. CAMPUS BOOKSTORE PURCHASE NEW
	8.97%	2. CAMPUS BOOKSTORE PURCHASE USED
	9.30%	3. CAMPUS BOOKSTORE RENTAL
	2.65%	4. OFF-CAMPUS BOOKSTORE PURCHASE NEW
	5.64%	5. OFF-CAMPUS BOOKSTORE PURCHASE USED
	4.65%	6. OFF-CAMPUS BOOKSTORE RENTAL
	3.65%	7. DIRECTLY FROM THE PUBLISHER (DIGITAL ACCESS OR PRINT)
	21.26%	8. AMAZON / CHEGG ONLINE PURCHASE
	14.61%	9. AMAZON / CHEGG ONLINE RENTAL
	2.65%	10. EBAY ONLINE
	5.64%	11. FROM OTHER STUDENTS
	3.65%	12. ILLEGALLY DOWNLOAD THE TEXTBOOK
	1.32%	13. SCAN THE LIBRARY COPY
	2.73%	14. PURCHASED MY BOOKS ANOTHER WAY

Question 23- Approximately how much did you spend on required course materials this fall semester? Select dollar amount below:

STUDENT RESPONSE:

0-100 is a section we would to see with a higher %

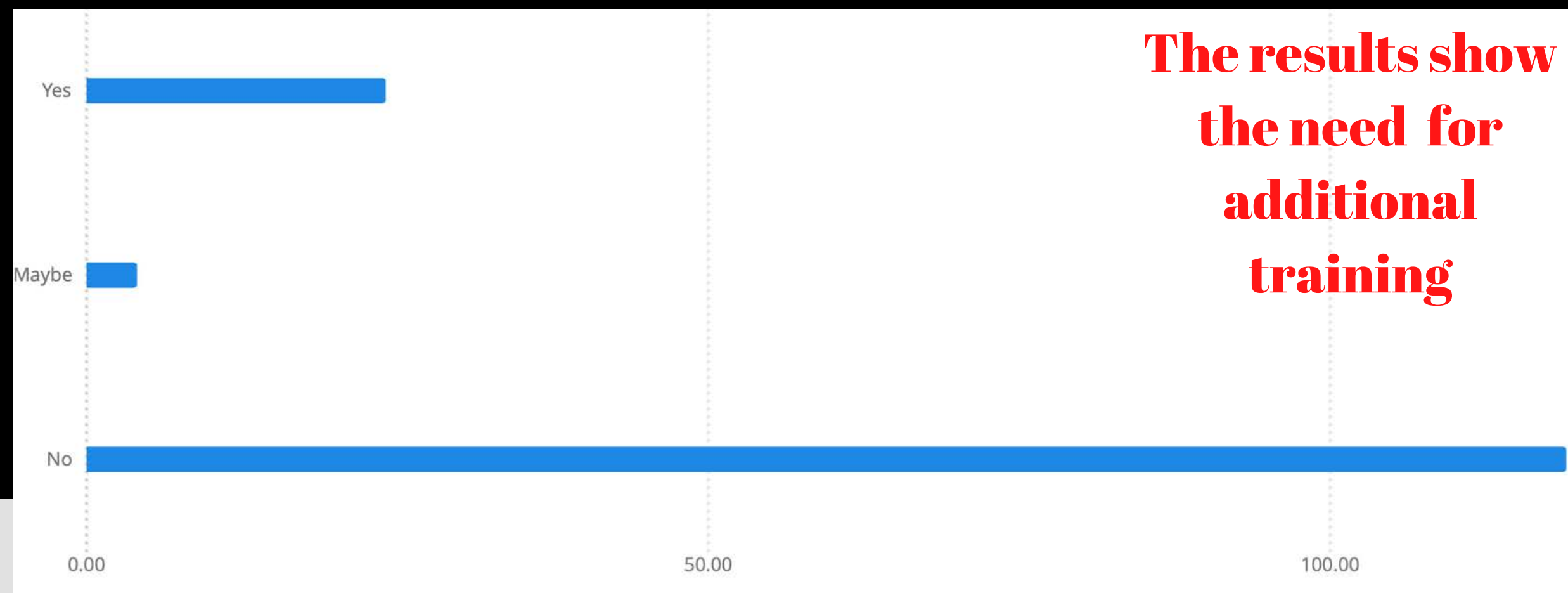


STUDENT
SURVEY
2021

\$0-100	43.47%	\$401-500	5.59%
\$101-200	18.63%	\$501-600	3.72%
\$201-300	13.66%	\$601 OR MORE	4.38%
\$301-400	10.55%		

Question 24 Have you ever heard of Merlot.org?

STUDENT RESPONSE:



STUDENT
SURVEY

2021

YES

16.33

MAYBE

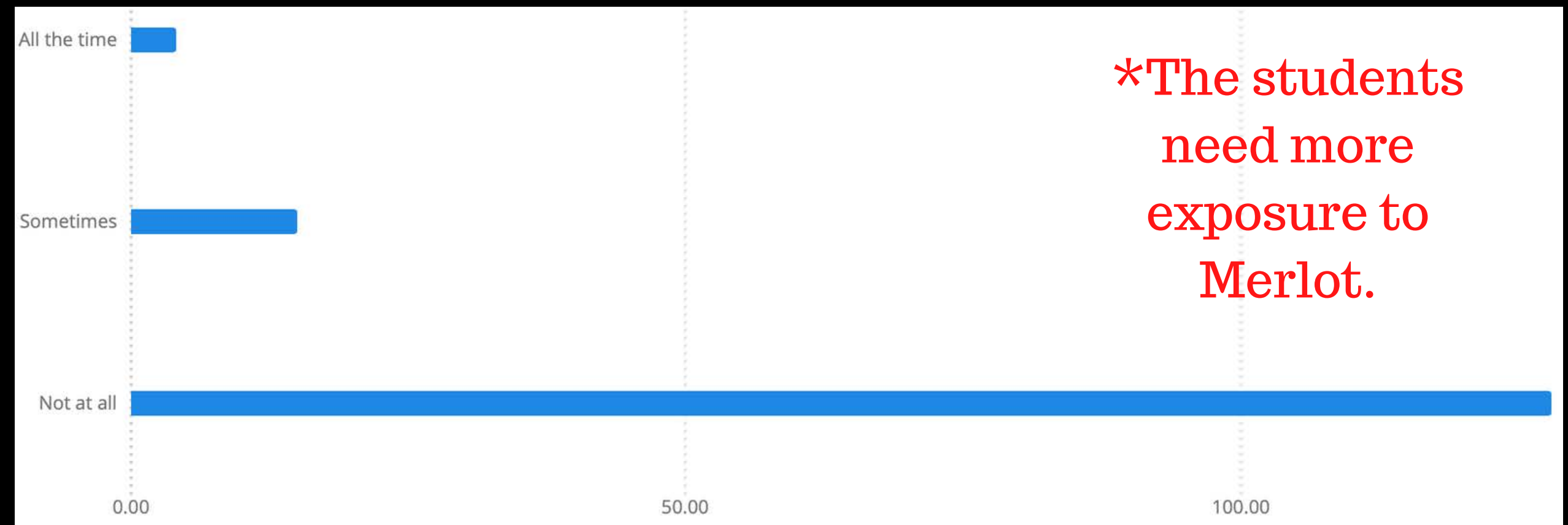
2.72%

NO

80.95%

Question 25- How often do you use Merlot?

STUDENT RESPONSE:



*The students need more exposure to Merlot.

STUDENT
SURVEY

2021

ALL THE TIMES	2.73%
SOMETIMES	10.20%
NOT AT ALL	87.07%

Overall Surveys: Recommendations

FACULTY RESPONSE:

The feedback from the surveys indicate the following recommendations:

Faculty Recommendations:

- There is a need for training on the use of Creative Commons licenses.
- There is a need to increase the cultural collections.
- There is a need for updated discipline related OER Materials
- There is a need for faculty training regarding the creation of OER materials.

Overall Surveys: Recommendations

STUDENT RESPONSE: The feedback from the surveys indicate the following recommendations:

Students Recommendations:

- There is a need for OER awareness and benefits .
- There is a need for hands on workshops.
- There is a need for culturally related materials.
- There is a need for more information about OER in their discipline.

Pilot Schools



PARTICIPANTS
2021

- Arkansas Baptist College
- Bethune Cookman University
- Central State University
- Edward Waters University
- Morehouse College
- Southern University-Shreveport
- Tennessee State University



Dr. Deborah Chisom
Executive Director: SMART Global Technology Innovation Center



Dr. Effua Ampadu Associate Vice President
Director: SMART Global Technology Innovation Center



Dr. Robert o'Keefee Hassel
Coordinator/Consultant – SMART Global Technology Innovation Center



HBCU-Project Consultant
Dr. Maria Fieth

THANK YOU



CO-P.I.
Dr. Gerry Hanley
CIO Merlot.org



CO-P.I.
Dr. Robbie Melton
AVP Tennessee State University

CONTACT US
GPOS@TNSTATE.EDU



